



**modern  
slavery  
helpline**

# January - March 2017



**579** Calls into the Helpline – 08000 121 700



**112** Online Reports – [www.modernslaveryhelpline.org](http://www.modernslaveryhelpline.org)

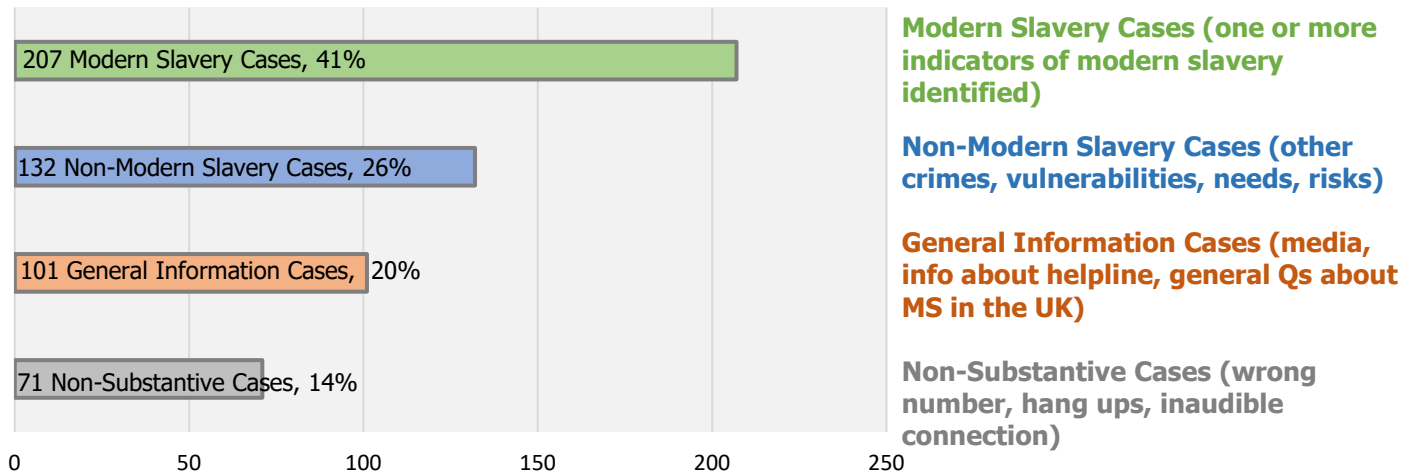


**511** Cases | **207** Cases of Modern Slavery



**759** Potential Victims of Modern Slavery Indicated

## Types of Cases

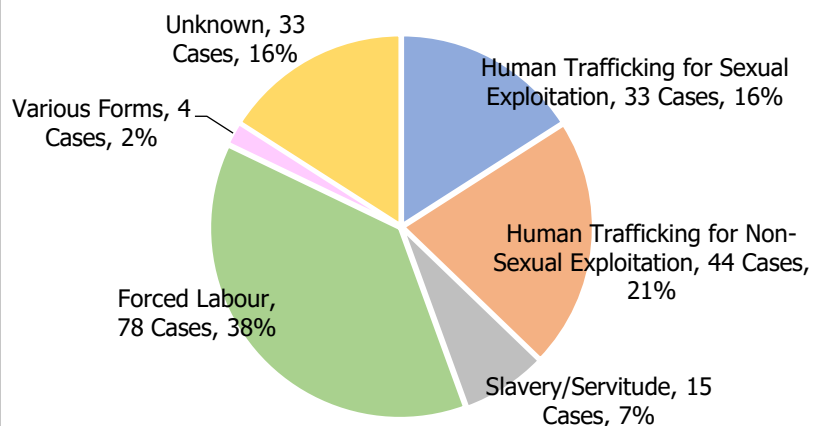


Indicators of modern slavery reported to the Helpline include, but are not limited to, passport confiscation, little or no pay, debt bondage, isolation, monitoring, physical abuse, and demeaning/dehumanising treatment. Many of the general information cases relate to requests for Helpline materials and media interviews. A significant proportion of non-modern slavery cases handled by the Helpline relate to potential labour abuse, payment issues or employment contract concerns. Modern slavery cases reported to the Helpline may be from various locations across the UK or abroad, and may not be city or town specific.

During calls, Helpline Advisers pose a series of questions to best identify the type(s) of modern slavery being indicated. Each case is reviewed by a supervisor and/or manager to ensure that the classification of the exploitation is appropriate, based on the information provided by the caller. These categories correspond with the offences in the Modern Slavery Act 2015 and the National Crime Agency's published National Referral Mechanism statistics. Instances of domestic servitude may either be classified as human trafficking for non-sexual exploitation or slavery/servitude. Cases involving more than one form of modern slavery are recorded as 'various'.

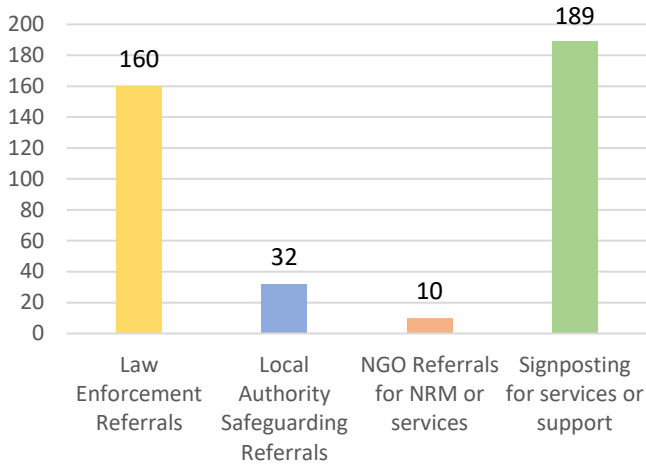
Cases recorded as 'unknown' may result from a technical assistance call with a professional dealing with a victim where the specific details of the exploitation type are not disclosed on the call.

## Types of Modern Slavery



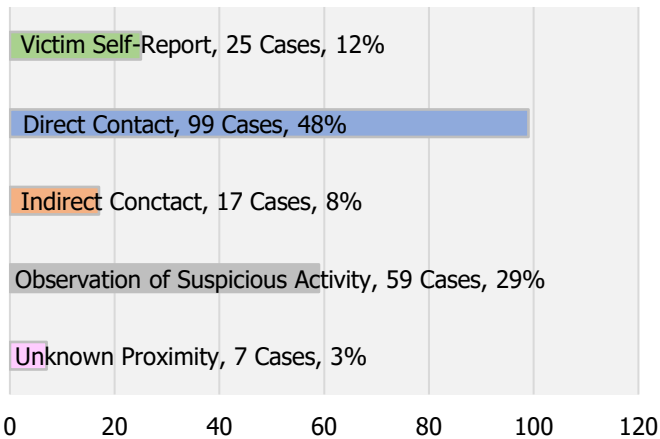


## 391 Referrals and Signposts



The number of referrals and signposts include those made on non-MS Cases. Referrals may be made for other crimes indicated or non-MS related safeguarding concerns. Cases may have more than one referral or signpost made. Additional referrals may be made as new information is obtained on a case. Conversely, no referral may be made on a case, where that is appropriate.

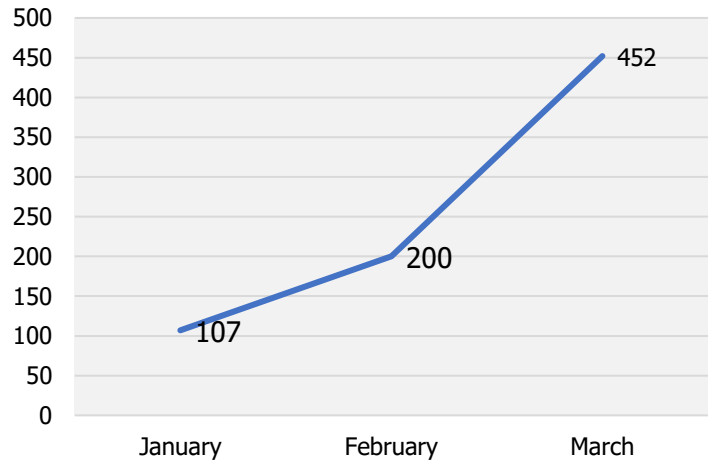
## Proximity of Caller to the Victim(s) in Modern Slavery Cases



In the majority of cases recorded as modern slavery, either the victim themselves called the Helpline or someone who has direct contact with the potential victim called. Callers who are in direct contact with a victim may include an NGO, friends or family of the potential victim, health professionals, police, or local authority personnel such as social services. Indirect contact is recorded where the caller knows of the situation or the individual involved but has not had direct contact with the potential victim themselves. This may be where the caller has been told of a situation that involves a friend of a friend. Observation of suspicious activity refers to third-party tip offs where the information provided by the caller is often very limited.

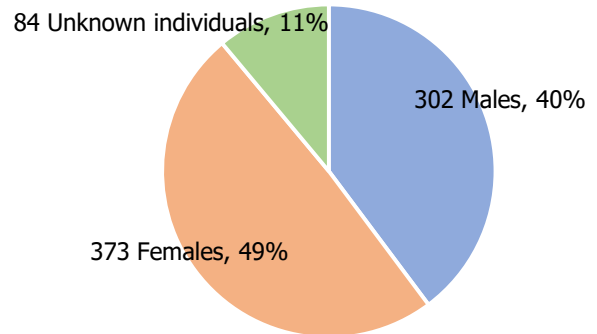


## 759 Potential Victims of Modern Slavery Indicated



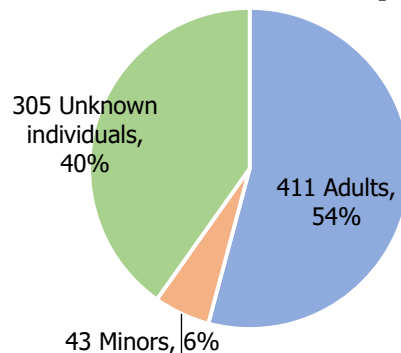
Callers may provide approximate victim numbers when reporting a situation. The helpline records the lowest number provided to avoid inflating figures relating to potential victims.

## Gender of Potential Victims of Modern Slavery



The gender of potential victims is recorded by the helpline where this is provided by the caller. If the caller is unable to specify the gender of indicated victims, 'unknown' is recorded.

## Age of Potential Victims of Modern Slavery



Potential victims' ages are recorded based on caller information. If the caller does not know the age of the victim, 'unknown' is recorded. In all cases, the Helpline seeks to establish if a minor is involved in a situation.

# England



**442** Calls relating to cases in England



**83** Online Reports relating to cases in England



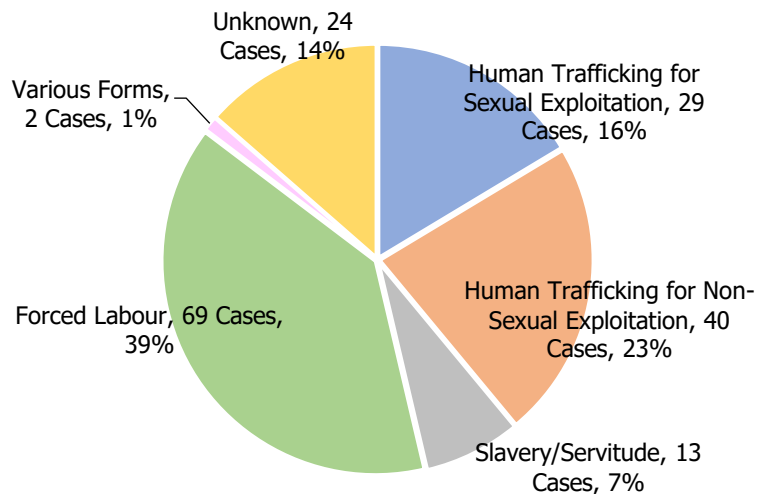
**177** Cases of Modern Slavery



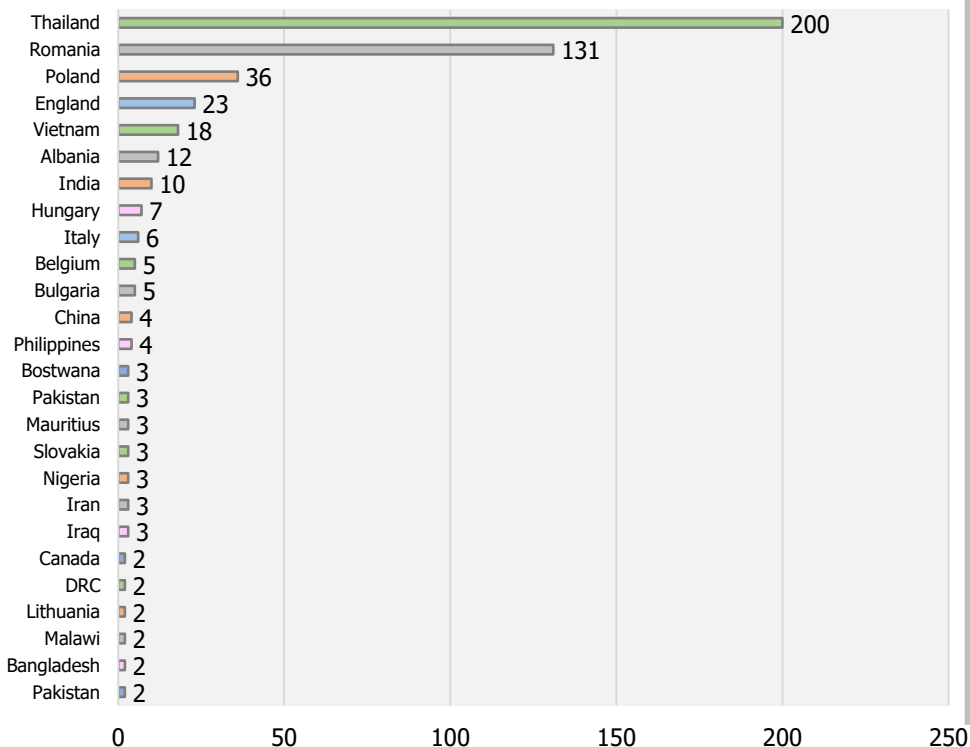
**696** Potential Victims of Modern Slavery Indicated

The helpline may receive multiple calls about one case. For example, a case may start with an online report and then subsequent calls about that case could be made into the helpline. Calls are recorded as relating to cases of modern slavery in England if exploitation reportedly occurs in England, but the caller may be calling from another country. The caller may also talk in general terms about cases in England but may not specify a particular town, city or county.

## Types of Modern Slavery



## Potential Victim Nationalities



Although potential victims recorded for Thailand and Romania are significantly higher than other nationalities, the majority are recorded from a few specific cases.

If a caller indicates a potential victim is Eastern European, the Helpline will record the nationality as unknown. The nationality of 192 potential victims is unknown for England.

Single victims with the following nationalities were reported: Afghanistan, Argentina, Brazil, Croatia, Czech Republic, Eritrea, Ghana, Grenada, Lebanon, Portugal, Senegal, Tanzania and the USA.



# Locations of Exploitation in England

	Total # of Modern Slavery Cases	Type of Exploitation						Total # of Victims	Adults			Minors			Unknown Age			Total # of Modern Slavery Referrals	
		Slavery/ Servitude	Forced Labour	HT Sexual Exploitation	HT Non-Sexual Exploitation	Unknown	Various		Male	Female	Unknown	Male	Female	Unknown	Male	Female	Unknown	Police	Local Authority
Avon and Somerset Police	16	0	5	4	3	3	1	80	50	9	5	0	2	4	10	0	0	5	1
Bedfordshire Police	4	1	0	0	3	0	0	17	15	2	0	0	0	0	0	0	0	2	
Cambridge-shire Police	2	0	2	0	0	0	0	2	1	1	0	0	0	0	0	0	0	1	
Cheshire Police	5	0	5	0	0	0	0	18	10	2	0	0	0	0	5	0	1	6	
Cleveland Police	1	1	0	0	0	0	0	1	0	1	0	0	0	0	0	0	0	1	
Cumbria Police	1	0	0	0	0	1	0	1	1	0	0	0	0	0	0	0	0	0	
Devon and Cornwall Police	5	0	2	0	3	0	0	11	4	4	0	1	0	0	0	0	2	3	2
Dorset Police	2	0	2	0	0	0	0	4	3	1	0	0	0	0	0	0	0	1	
Durham Police	1	0	0	0	0	1	0	1	0	1	0	0	0	0	0	0	0		
Essex Police	3	0	2	1	0	0	0	203	3	0	0	0	0	0	0	200	0	3	1
Greater Manchester Police	10	1	4	2	2	0	1	19	10	7	0	0	2	0	0	0	0	10	1
Hampshire Police	2	0	1	0	1	0	0	2	1	1	0	0	0	0	0	0	0	1	
Hertfordshire Police	1	0	1	0	0	0	0	3	2	1	0	0	0	0	0	0	0	1	
Humberside Police	2	0	2	0	0	0	0	7	1	0	0	0	0	2	0	4	1		
Kent Police	7	0	4	2	1	0	0	18	10	2	0	0	2	0	1	0	3	5	1
Lancashire Police	4	0	3	1	0	0	0	15	6	1	0	0	0	4	4	0	3		
Leicestershire Police	5	0	4	0	0	1	0	11	5	2	0	0	0	1	0	3	6		
Lincolnshire Police	1	0	1	0	0	0	0	1	0	0	0	0	0	1	0	0	1		
Merseyside Police	5	0	3	0	1	1	0	13	8	3	1	1	0	0	0	0	4	1	
Metropolitan Police	45	4	7	11	14	9	0	78	24	44	0	2	2	1	0	1	4	25	3
Norfolk Police	1	0	1	0	0	0	0	1	1	0	0	0	0	0	0	0	0	1	
North Yorkshire Police	1	0	1	0	0	0	0	4	4	0	0	0	0	0	0	0	0	1	



## Locations of Exploitation in England (continued)

	Total # of Modern Slavery Cases	Type of Exploitation						Total # of Victims	Adults			Minors			Unknown Age			Total # of Modern Slavery Referrals		
		Slavery/ Servitude	Forced Labour	HT Sexual Exploitation	HT Non-Sexual Exploitation	Unknown	Various		Male	Female	Unknown	Male	Female	Unknown	Male	Female	Unknown	Police	Local Authority	
Northamptonshire Police	3	0	2	0	0	1	0	3	3	0	0	0	0	0	0	0	0	0	3	
Northumbria Police	4	0	1	1	2	0	0	27	1	17	0	0	1	0	0	0	0	8	1	
Nottinghamshire Police	2	0	0	0	1	1	0	8	1	1	0	5	1	0	0	0	0	2	1	
South Yorkshire Police	4	0	1	1	2	0	0	17	4	3	4	0	6	0	0	0	0	3	1	
Surrey Police	3	0	0	2	0	1	0	3	0	3	0	0	0	0	0	0	0	0	0	
Sussex Police	4	0	2	0	1	1	0	5	2	1	1	0	0	0	1	0	0	2		
Thames Valley Police	8	1	5	0	0	2	0	22	13	5	0	0	0	2	0	0	2	6	2	
West Mercia Police	2	0	1	0	1	0	0	4	1	0	1	0	0	1	1	0	0	0	0	
West Midlands Police	11	1	2	1	5	2	0	73	39	3	0	0	1	0	3	3	24	7	1	
West Yorkshire Police	6	3	0	2	1	0	0	8	2	5	0	0	0	0	0	1	0	5	2	
Wiltshire Police	4	0	2	0	2	0	0	12	1	0	0	1	0	0	0	0	10	2	1	
Unknown	5	1	3	1				7	1	4	2									
<b>Total</b>	<b>180</b>	<b>13</b>	<b>69</b>	<b>29</b>	<b>43</b>	<b>24</b>	<b>2</b>	<b>699</b>	<b>227</b>	<b>124</b>	<b>14</b>	<b>10</b>	<b>17</b>	<b>8</b>	<b>29</b>	<b>209</b>	<b>61</b>	<b>112</b>	<b>18</b>	

The number of potential victims and modern slavery cases recorded by force area may be higher than the total number of victims and cases indicated for England. This is because a victim may report having been exploited in more than one force area or location.

For more information on data regarding referrals and case locations, please see the Frequently Asked Questions at <https://www.modernslaveryhelpline.org>.

# Scotland



**18** Calls relating to cases in Scotland



**1** Online Report relating to a case in Scotland

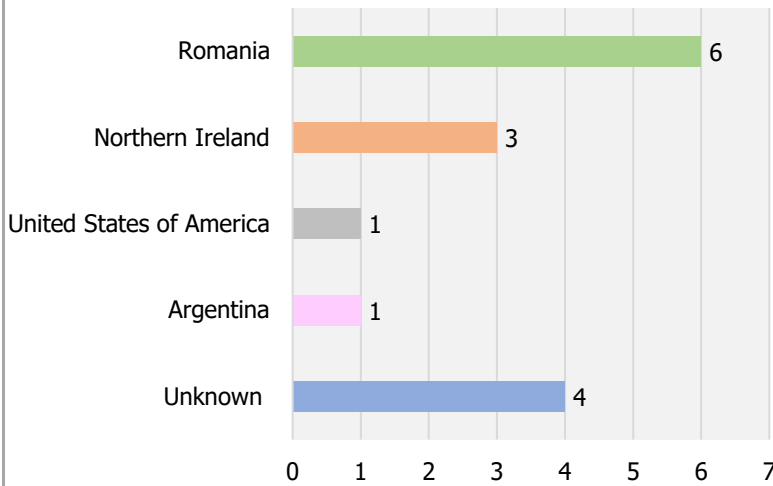


**7** Cases of Modern Slavery

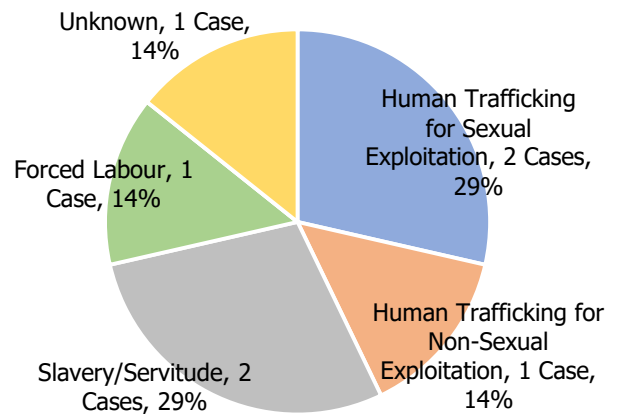


**15** Potential Victims of Modern Slavery Indicated

## Potential Victim Nationalities



## Types of Modern Slavery



The helpline saw a spike in calls in the Glasgow area following media reports on trafficking in Scotland in February 2017.



## Locations of Exploitation in Scotland

	Total # of Modern Slavery Cases	Type of Exploitation						Total # of Victims	Adults			Minors			Unknown Age			Total # of Modern Slavery Referrals		
		Slavery/ Servitude	Forced Labour	HT Sexual Exploitation	HT Non-Sexual Exploitation	Unknown	various		Male	Female	Unknown	Male	Female	Unknown	Male	Female	Unknown	Police	Local Authority	
Police Scotland	7	2	1	2	1			15	1	6		1	6			1			6	4

# Wales



**7** Calls relating to cases in Wales



**2** Online Reports relating to cases in Wales

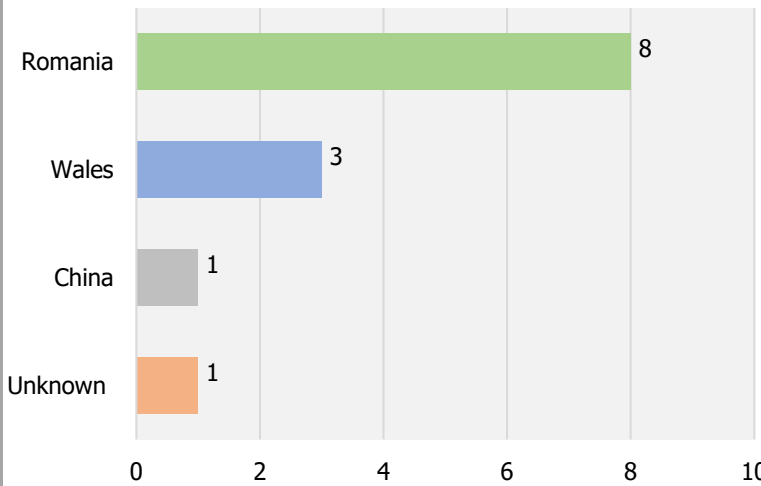


**4** Cases of Modern Slavery

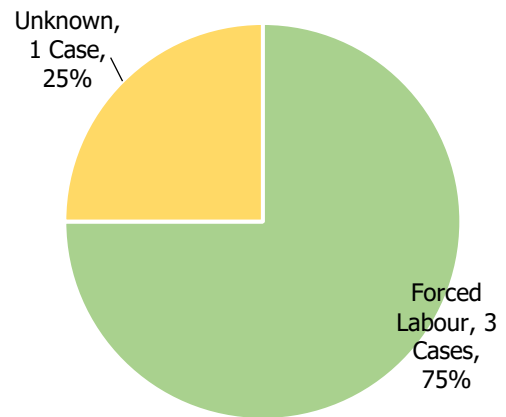


**13** Potential Victims of Modern Slavery Indicated

## Potential Victim Nationalities



## Types of Modern Slavery



The most common potential victim nationality is Romanian. Interestingly, cases reported in Wales are spread across the country and not just in large populated areas like Cardiff.



## Locations of Exploitation in Wales

	Total # of Modern Slavery Cases	Type of Exploitation						Total # of Victims	Adults			Minors			Unknown Age			Total # of Modern Slavery Referrals	
		Slavery/ Servitude	Forced Labour	HT Sexual Exploitation	HT Non-Sexual Exploitation	Unknown	various		Male	Female	Unknown	Male	Female	Unknown	Male	Female	Unknown	Police	Local Authority
Dyfed Powys Police	2		2					3	1								3		
South Wales Police	2		1			1		9									1		
<b>Total</b>	<b>4</b>		<b>3</b>			<b>1</b>		<b>12</b>	<b>1</b>								<b>4</b>		

# Northern Ireland



**2** Calls relating to cases in Northern Ireland



**2** Online Reports relating to cases in Northern Ireland

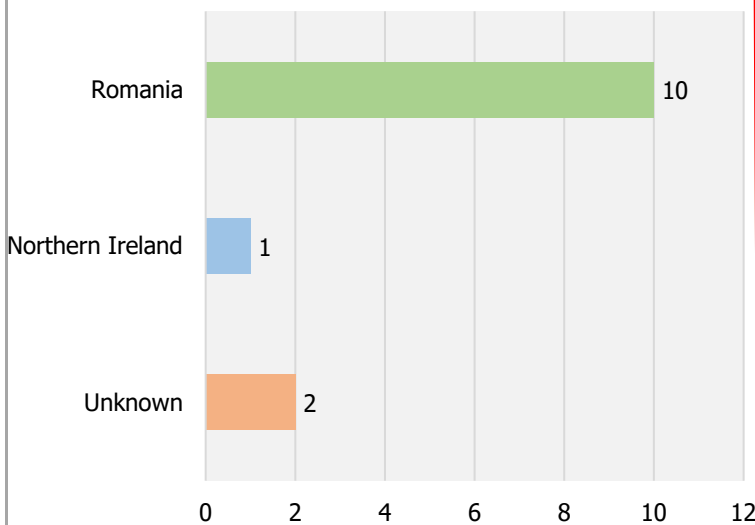


**3** Cases of Modern Slavery

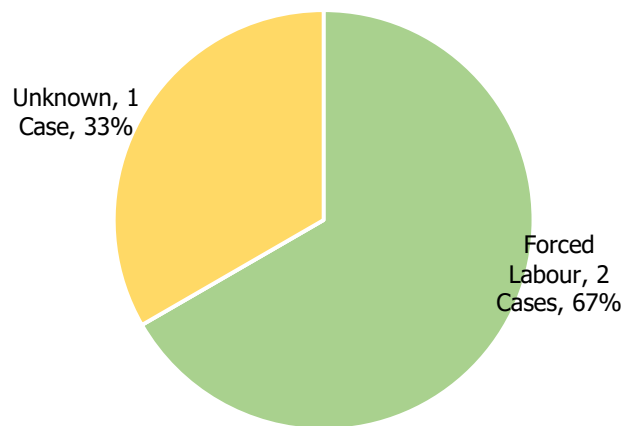


**13** Potential Victims of Modern Slavery Indicated

**Potential Victim Nationalities**



**Types of Modern Slavery**



Like Wales, the most common nationality of victims is Romanian.



## Locations of Exploitation in Northern Ireland

	Total # of Modern Slavery Cases	Type of Exploitation						Total # of Victims	Adults			Minors			Unknown Age			Total # of Modern Slavery Referrals		
		Slavery/ Servitude	Forced Labour	HT Sexual Exploitation	HT Non-Sexual Exploitation	Unknown	various		Male	Female	Unknown	Male	Female	Unknown	Male	Female	Unknown	Police	Local Authority	
PSNI	3		2			1		13	9	4									3	





# Referrals to UK-Wide Agencies

	Total # of Modern Slavery Cases	Type of Exploitation					Total # of Victims	Adults			Minors			Unknown Age			Total # of Modern Slavery Referrals
		Slavery/ Servitude	Forced Labour	HT Sexual Exploitation	HT Non-Sexual Exploitation	Unknown		Various	Male	Female	Unknown	Male	Female	Unknown	Male	Female	
National Crime Agency	6		1	2	3		7	2	4			1					6
Gangmasters Labour Abuse Authority	2		2				4	3	1								2



**110** Calls relating to cases outside UK or an unknown location



**24** Online Reports relating to cases outside UK or an unknown location



**16** Cases of Modern Slavery



**22** Potential Victims of Modern Slavery Indicated

Country	# Modern Slavery Cases	Type of Exploitation					
		Slavery/ Servitude	Forced Labour	HT Sexual Exploitation	HT Non-Sexual Exploitation	Unknown	Various
Bulgaria	1					1	
Italy	1			1			
Saudi Arabia	1				1		
Sweden	1				1		
Turkey	1				1		
USA	1			1			
Unknown	10		3			5	2
<b>Total</b>	<b>16</b>	<b>0</b>	<b>3</b>	<b>2</b>	<b>3</b>	<b>6</b>	<b>2</b>



Outside of the 16 modern slavery cases shown in the table, the Helpline received general information and non-MS cases from various countries, including Argentina, Australia, France, Guatemala, Saudi Arabia, Spain, and the USA.

**Disclaimer:** This report represents a summary of the information communicated to the UK-wide Modern Slavery Helpline and Resource Centre regarding cases created between 01 January 2017 and 31 March 2017. It is not intended to provide a comprehensive assessment of modern slavery in the UK. The number of potential modern slavery cases and victims indicated are based on the information provided to the helpline at the time of the contact. The Helpline does not corroborate or seek to prove the information provided.