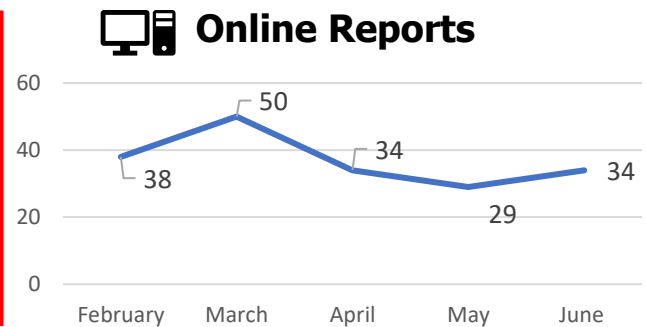
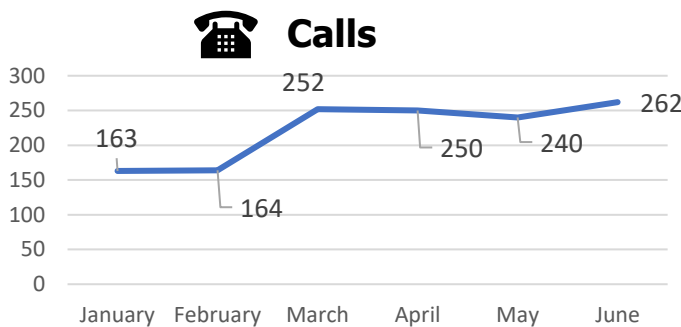




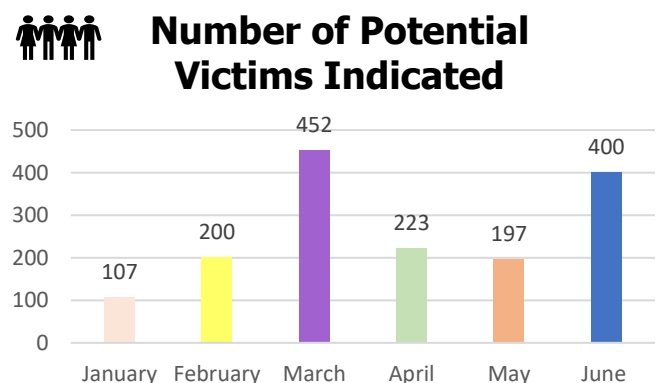
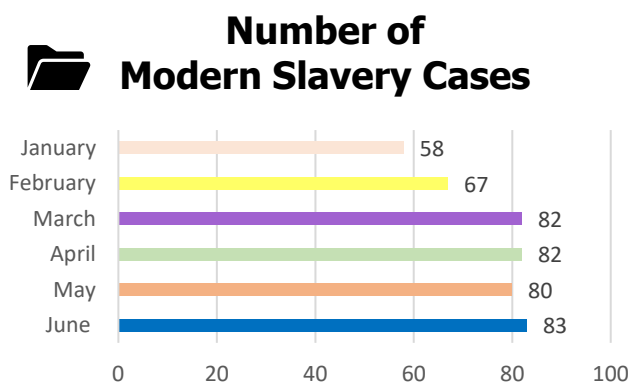
Summary

Overall Quarter 2 Observations

- During this quarter, the Helpline saw a steady increase in number of calls rising from 163 in January to 262 in June.
- Calls were received from all four UK countries and spanned 32 police forces across England and all four police forces in Wales.
- The most prevalent nationality for victims reported to the Helpline varied by country. Romania was the most common nationality for cases in England; Nigeria for cases in Scotland; Poland for cases in Wales; and Ghana for Cases in Northern Ireland.
- 64% of contacts are from victims' themselves or someone in direct contact with victims.



Calls into the Modern Slavery Helpline show a gradual increase over the first six months of 2017, whereas webforms fluctuated between January and June.



The number of potential victims of modern slavery may vary significantly between months, and does not show direct proportionate relationship to the number of modern slavery cases, as some single cases of modern slavery may indicate several victims in one situation of exploitation.

April - June 2017 Totals



752 Calls into the helpline – 08000 121 700



97 Online Reports - www.modernslaveryhelpline.org

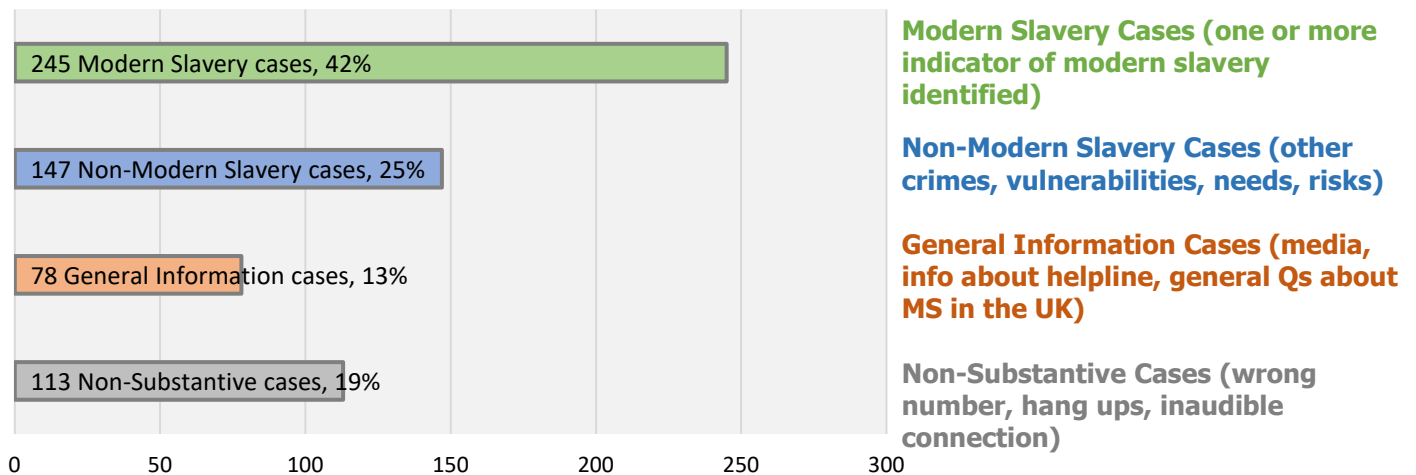


583 Cases | **245** Cases of Modern Slavery



820 Potential Victims of Modern Slavery Indicated

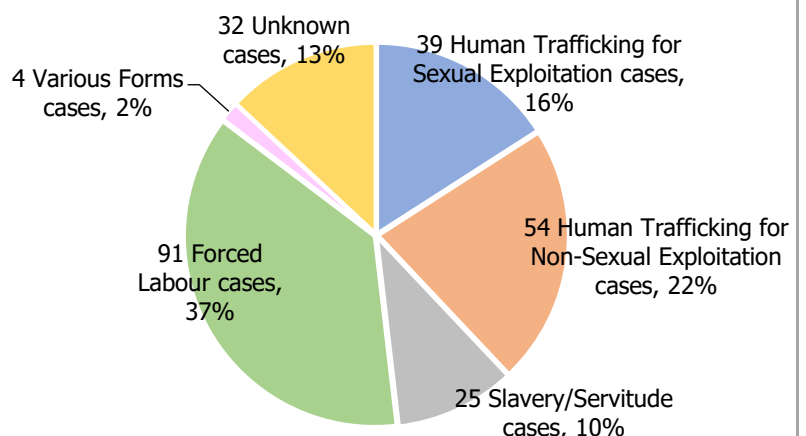
Types of Cases



Indicators of modern slavery reported to the Helpline include, but are not limited to, passport confiscation, little or no pay, debt bondage, isolation, monitoring, physical abuse, and demeaning/dehumanising treatment. Many of the general information cases relate to requests for helpline materials and media interviews. A significant proportion of Non-Modern Slavery cases handled by the Helpline relate to potential labour abuse, payment issues or employment contract concerns. MS cases reported to the helpline may be from various locations in the UK (including abroad), and may not be city or town specific.

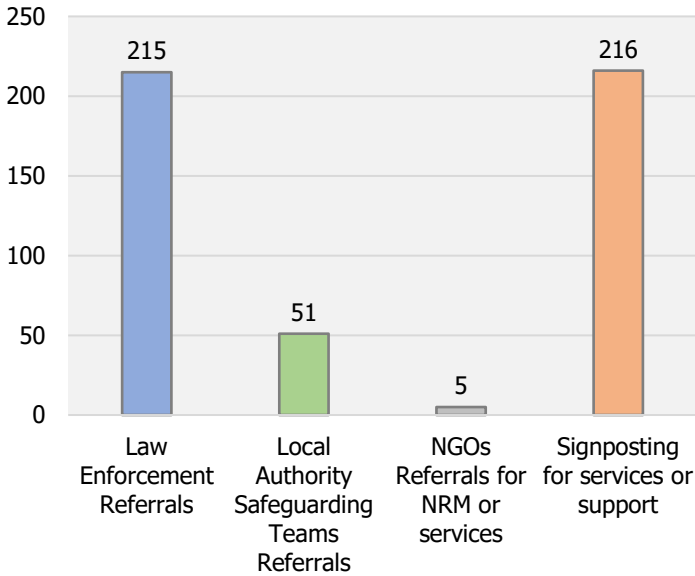
During calls, Helpline Advisers pose a series of questions to best identify the type(s) of modern slavery being indicated. Each case is reviewed by a supervisor and/or manager to ensure that the classification of the exploitation is appropriate, based on the information provided by the caller. These categories correspond with the offences in the Modern Slavery Act 2015 and the National Crime Agency's published National Referral Mechanism statistics. Instances of Domestic Servitude may either be classified as Human Trafficking for Non-Sexual Exploitation or Slavery/Servitude. Cases involving more than one form of MS are recorded as 'various'. Cases recorded as 'unknown' may result from a technical assistance call with a professional dealing with a victim where the specific details of the exploitation type are not disclosed on the call.

Types of Modern Slavery



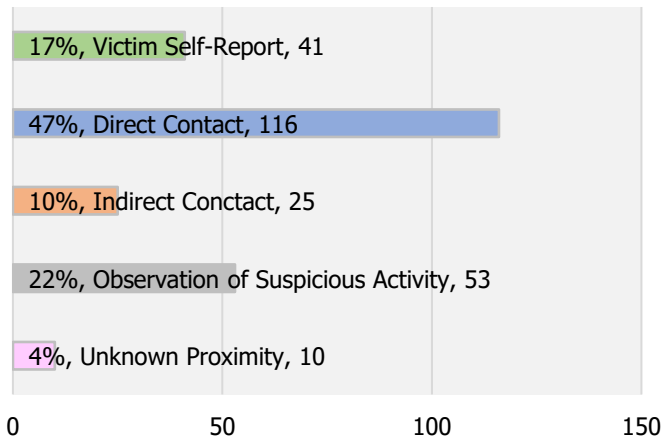


487 Referrals and Signposts



The number of Referrals and Signposts include those made on Non-MS Cases. Referrals may be made for other crimes indicated or non-MS related safeguarding concerns. Cases may have more than one referral or signpost made. Additional referrals may be made as new information is obtained on a case. Conversely, no referral may be made on a case, where that is appropriate.

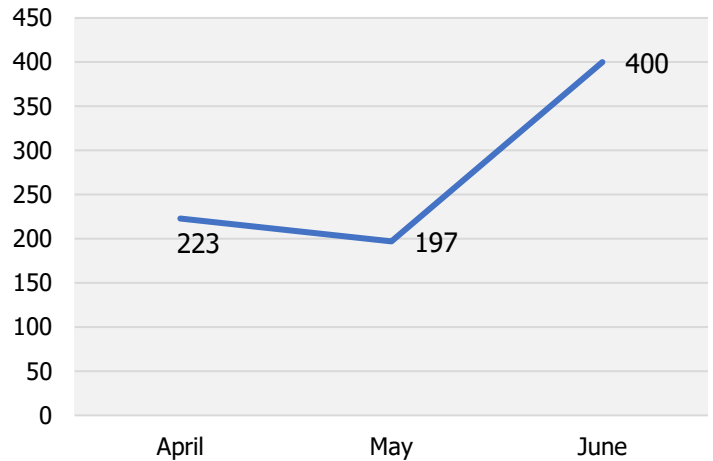
Proximity of Caller to the Victim(s) in Modern Slavery Cases



In the majority of cases recorded as MS, either the victim themselves called the Helpline or someone who has direct contact with the potential victim called. Callers who are in direct contact with a victim may include an NGO, friends or family of the potential victim, health professional, police, or local authority personnel such as social services. Indirect contact is recorded where the caller knows of the situation or the individual involved but has not had direct contact with the potential victim themselves. This may be where the caller has been told of a situation that involves a friend of a friend. Observation of suspicious activity refers to third-party tip offs where the information provided by the caller is often very limited.

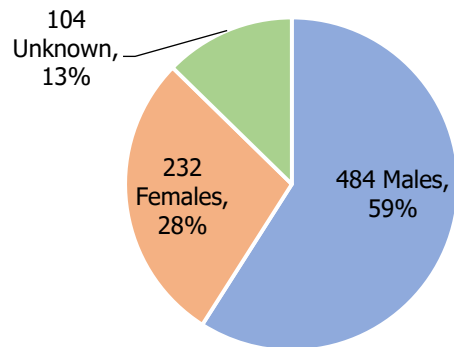


820 Potential Victims of Modern Slavery Indicated



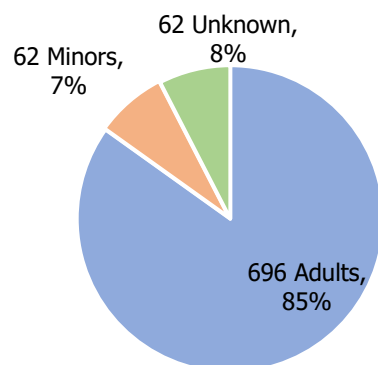
Callers may provide approximate victim numbers when reporting a situation. The helpline records the lowest number provided to avoid inflating figures relating to potential victims.

Gender of Potential Victims of Modern Slavery



The gender of potential victims is recorded by the helpline where this is provided by the caller. If the caller is unable to specify the gender of indicated victims, 'unknown' is recorded.

Age of Potential Victims of Modern Slavery



Potential victims' ages are recorded based on caller information. If the caller does not know the age of the victim, 'unknown' is recorded. In all cases, the Helpline seeks to establish if a minor is involved in a situation.

England



527 Calls relating to cases in England



73 Online Reports relating to cases in England



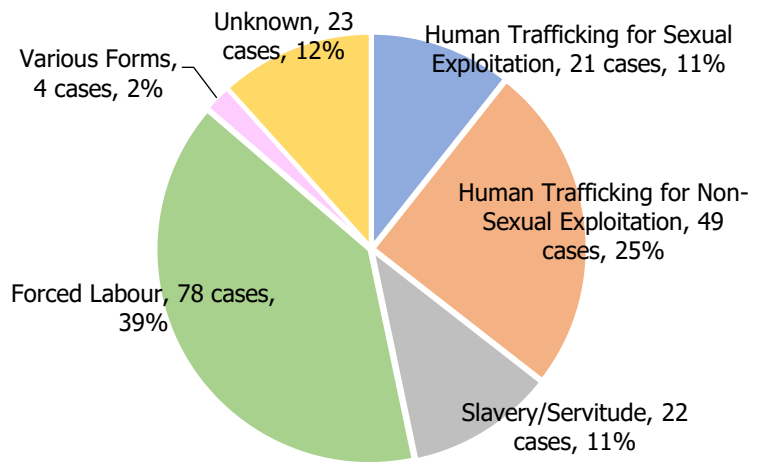
197 Cases of Modern Slavery



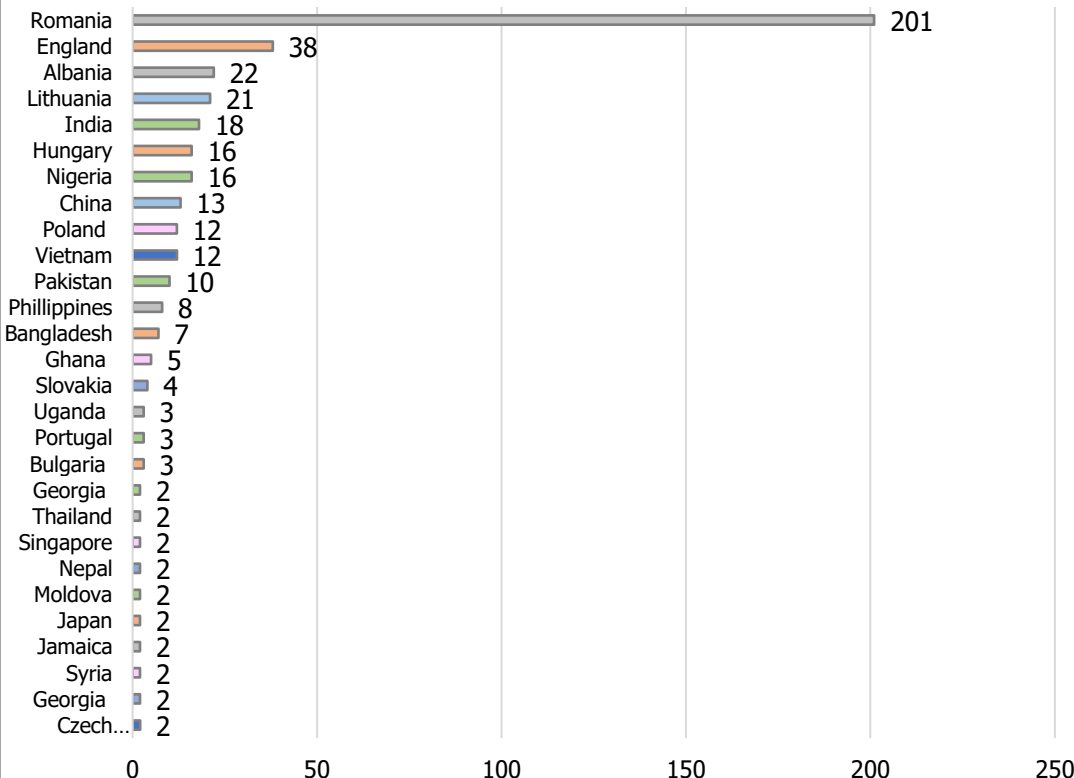
680 Potential Victims of Modern Slavery Indicated

The helpline may receive multiple calls about one case. For example, a case may start with an online report and then subsequent calls about that case could be made into the helpline. Calls are recorded relating to cases of MS reportedly occurring in England, but the caller may be calling from another country. The caller may also talk in general terms about cases in England but may not specify a particular town, city or county.

Types of Modern Slavery



Common Potential Victim Nationalities



If a caller indicates a potential victim is from a region, such as Eastern Europe, the nationality is recorded as unknown. The nationality of 236 potential victims is unknown for England.

Single victims with the following nationalities were reported: Afghanistan, Algeria, Ethiopia, Guinea, Honduras, Iran, Iraq, Paraguay, Saint Lucia, Saint Vincent and the Grenadine, Scotland, South Africa, Sri Lanka, Timor-Leste, Trinidad and Tobago, USA.

Some victims had dual nationality reported.



Locations of Exploitation in England

	Total # of Modern Slavery Cases	Type of Exploitation						Total # of Victims	Adults			Minors			Unknown Age			Total # of Modern Slavery Referrals	
		Slavery/ Servitude	Forced Labour	HT Sexual Exploitation	HT Non-Sexual Exploitation	Unknown	Various		Male	Female	Unknown	Male	Female	Unknown	Male	Female	Unknown	Police	Local Authority
England	197	22	78	21	49	23	4	680	394	140	52	16	16	3	9	3	47	121	33
Avon and Somerset Police	13	1	7	1	1	3		23	12	7	1		2				1	6	1
Bedfordshire Police	3				3			3		2					1			2	
Cambridgeshire Police	3		2		1			7	5	1					1			2	
Cheshire Police	4	1	1	1	1			12	7	3							2	3	
Derbyshire Police	4		2			1	1	6	2	3			1					2	5
Devon and Cornwall Police	7		2	1	2	1	1	9	4	2	2	1						2	1
Durham Police	1		1					2				2						1	1
Essex Police	11	2	6	1	1	1		232	173	6	20	2		1			30	10	2
Greater Manchester Police	11		6		3	2		22	12	6	2	2						7	2
Gloucestershire Police	2				2			2		2								1	
Hampshire Police	4	1	2			1		13	3	3				1	4	2		4	1
Kent Police	7	2	3	1	1			26	19	6	1							4	1
Lancashire Police	6	1	2	1	1	1		11	6	4			1					4	4
Leicestershire Police	6		3	1	1	1		21	7	12	2							4	1
Lincolnshire Police	2		1			1		2		2								1	
Merseyside Police	2				1	1		8		4		3	1					1	1
Metropolitan Police	46	6	11	8	15	5	1	88	40	30	4	4	3			1	6	29	8
Norfolk Police	3		1	1	1			3	1	2								1	
North Yorkshire Police	4		4					18	12	6								2	0
Northamptonshire Police	2		1	1				5	1	3			1					2	
Northumbria Police	1	1						1		1								1	
Nottinghamshire Police	7		4	1	2			21	18	2		1						2	1
South Yorkshire Police	4		2		2			17	8	6		1		1			1	2	1
Suffolk Police	3		2		1			31	6	4	19							2	2
Surrey Police	3		1	1	1			17	14				1					2	0
Sussex Police	5	1	2	1		1		13	10	3								1	
Thames Valley Police	9		4	1	4			15	8	3					1		3	6	
Warwickshire Police	1			1				6		6								1	
West Mercia Police	1	1						3	3									1	
West Midlands Police	9	2	2	1	3	1		33	14	4	13		2					9	1



Locations of Exploitation in England (continued)

	Total # of Modern Slavery Cases	Type of Exploitation						Total # of Victims	Adults			Minors			Unknown Age			Total # of Modern Slavery Referrals	
		Slavery/ Servitude	Forced Labour	HT Sexual Exploitation	HT Non-Sexual Exploitation	Unknown	Various		Male	Female	Unknown	Male	Female	Unknown	Male	Female	Unknown	Police	Local Authority
West Yorkshire Police	6	1	4			1		18	3	9			4		2			5	1
Wiltshire Police	5	2	2			1		5	2	3								3	1
Unknown	4		1			2	1	5	3	2									

The number of potential victims and modern slavery cases recorded by force area may be higher than the total number of victims and cases indicated for England. This is because a victim have been reported as having been exploited in more than one force area or location.

Only police forces with reported cases of exploitation are listed.

For more information on data regarding referrals and case locations, please see the Frequently Asked Questions at <https://www.modernslaveryhelpline.org>.

Scotland



17 Calls relating to cases in Scotland



1 Online Report relating to a case in Scotland

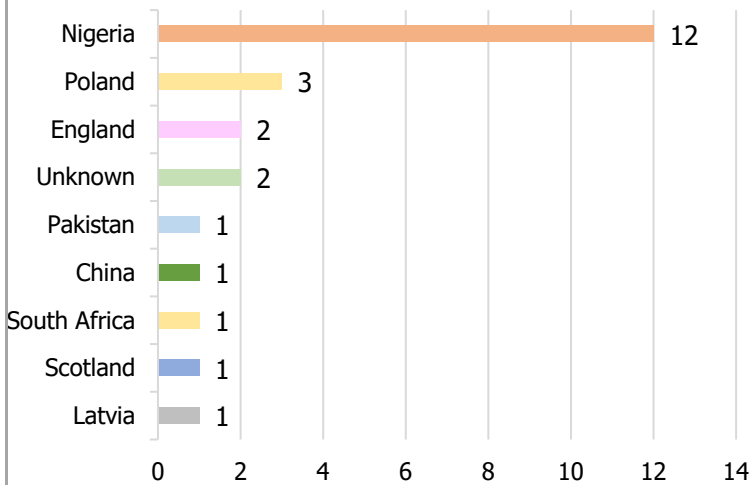


10 Cases of Modern Slavery

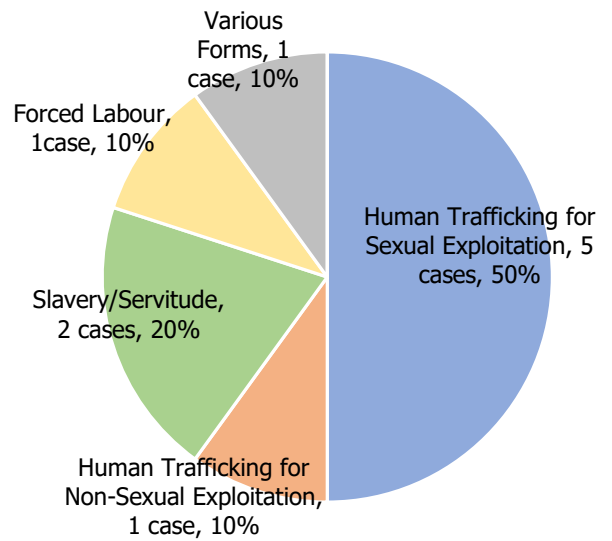


24 Potential Victims of Modern Slavery Indicated

Potential Victim Nationalities



Types of Modern Slavery



In Quarter Two 2017, three modern slavery cases listed both England and Scotland as areas of exploitation.



Locations of Exploitation in Scotland

	Total # of Modern Slavery Cases	Type of Exploitation						Total # of Victims	Adults			Minors			Unknown Age			Total # of MS Referrals Submitted	
		Slavery/ Servitude	Forced Labour	HT Sexual Exploitation	HT Non-Sexual Exploitation	Unknown	various		Male	Female	Unknown	Male	Female	Unknown	Male	Female	Unknown	Police	Local Authority
Police Scotland	10	2	1	5	1		1	24	3	21								4	

Wales



14 Calls relating to cases in Wales



0 Online Reports relating to cases in Wales

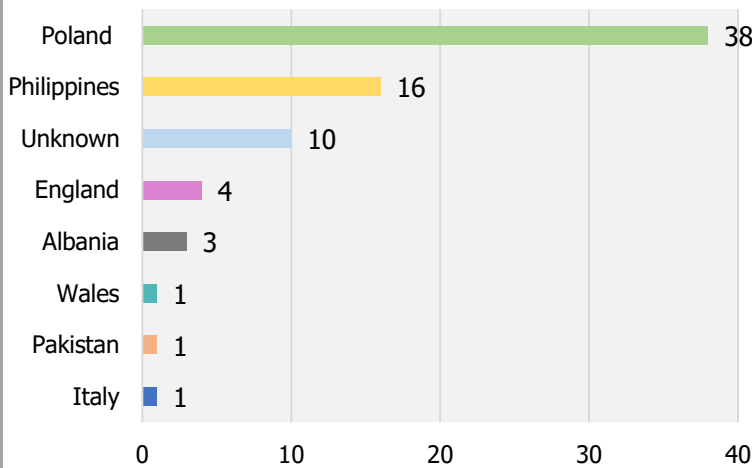


9 Cases of Modern Slavery

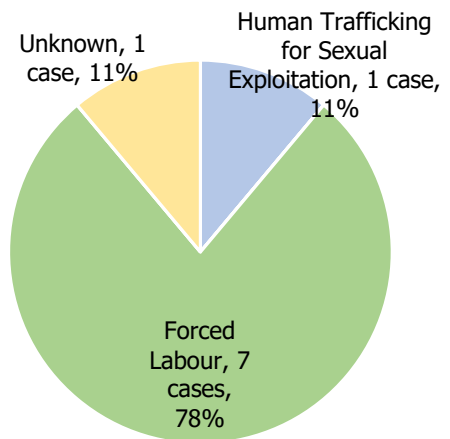


74 Potential Victims of Modern Slavery Indicated

Potential Victim Nationalities



Types of Modern Slavery



The most common potential victim nationality is Polish with the most common form of exploitation as forced labour. Locations of exploitations vary across Wales.



Locations of Exploitation in Wales

	Total # of Modern Slavery Cases	Type of Exploitation							Total # of Victims	Adults			Minors			Unknown Age			Total # of MS Referrals Submitted	
		Slavery/ Servitude	Forced Labour	HT Sexual Exploitation	HT Non-Sexual	Unknown	various	Male		Female	Unknown	Male	Female	Unknown	Male	Female	Unknown	Police	Local Authority	
Dyfed Powys Police	2		2					52	26	16			10					2	1	
Gwent Police	2		2					11	10	1								3	2	
North Wales Police	3		2			1		7	6		1							2	1	
South Wales Police	2		1	1				4		2		2						1		
Total	9		7	1		1		74	42	19		1	12					8	4	

Northern Ireland



2 Calls relating to cases in Northern Ireland



0 Online Reports relating to cases in Northern Ireland

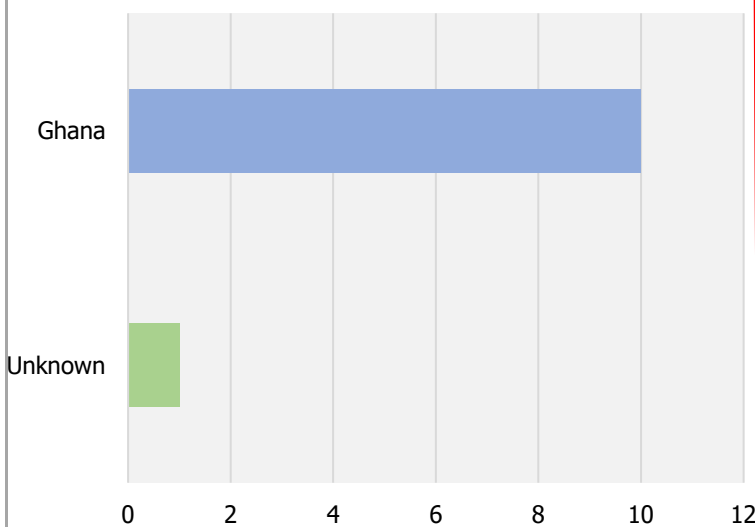


2 Cases of Modern Slavery

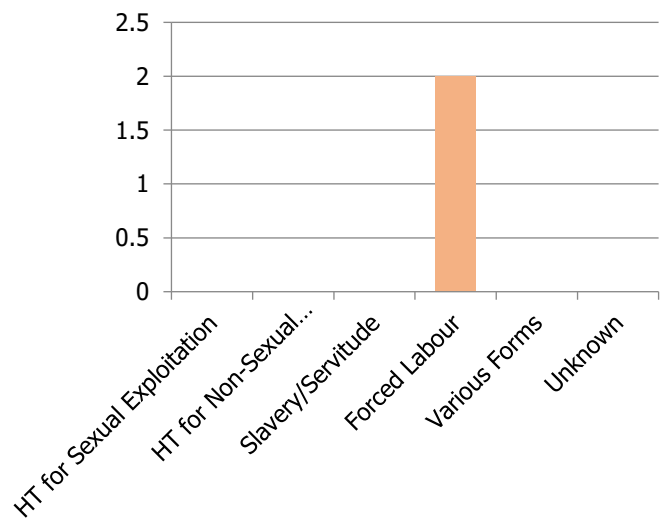


11 Potential Victims of Modern Slavery Indicated

Potential Victim Nationalities



Types of Modern Slavery



The number of cases reporting exploitation occurring in Northern Ireland remain low as do the number of calls from Ireland.



Locations of Exploitation in Northern Ireland

	Total # of Modern Slavery Cases	Type of Exploitation						Total # of Victims	Adults			Minors			Unknown Age			Total # of MS Referrals Submitted		
		Slavery/Servitude	Forced Labour	HT Sexual Exploitation	HT Non-Sexual Exploitation	Unknown	various		Male	Female	Unknown	Male	Female	Unknown	Male	Female	Unknown	Police	Local Authority	
PSNI	2		2					11	10			1							1	2



Referrals to UK-Wide Agencies

	Total # of Modern Slavery Cases	Type of Exploitation						Total # of Victims	Adults			Minors			Unknown Age			Total # of Referrals Submitted
		Slavery/ Servitude	Forced Labour	HT Sexual Exploitation	HT Non-Sexual Exploitation	Unknown	Various		Male	Female	Unknown	Male	Female	Unknown	Male	Female	Unknown	
National Crime Agency	21	1	3	10	7			203	172	16			12			1	2	21
Border Force	1				1			1	1									1
GLAA	10		9		1			253	196	18	39							10



192 Calls relating to cases outside the UK or an unknown location



23 Online Reports relating to cases outside UK or an unknown location



33 Cases of Modern Slavery outside the UK or in unknown locations



48 Potential Victims of Modern Slavery Indicated

Country	Type of Exploitation				# of Potential Victims	Country	Type of Exploitation				# of Potential Victims		
	Slavery/Servitude	Forced Labour	HT Sexual	HT Non-Sexual			Unknown	Slavery/Servitude	Forced Labour	HT Sexual		HT Non-Sexual	Unknown
Bahrain					1	2	Libya			1	1		11
Belgium			1			1	Oman			1			1
Netherlands			1			1	Philippines			1			1
Cyprus			1			1	Russia			1			1
Czech Republic				1		1	Saudi Arabia	1					3
France			1			1	Sudan				1		1
Ghana			1			1	Tunisia			1			1
Greece			1			1	Ukraine			1			1
Italy					2	2	USA			1			1
Lebanon				1		1	Vietnam					1	1
Liberia				2		2	Unknown		3	4	1	5	14



Outside of the Modern Slavery cases shown in the table, the Helpline received general information and non-MS cases from various countries, including Australia, Belgium, Bulgaria, Ireland, Morocco, Romania, Slovenia, South Africa, and Thailand.

This chart lists more than 33 cases, and the quarterly report, as a whole, lists more than 245 cases when the cases are summed by locations of exploitation as some modern slavery cases were reported to occur in more than one country.

Disclaimer: This report represents a summary of the calls received into the UK-wide Modern Slavery Helpline and Resource Centre between 01 April 2017 and 30 June 2017. It is not intended to provide a comprehensive assessment of modern slavery in the UK. The number of potential modern slavery cases and victims indicated are based on the information provided to the helpline at the time of the contact. The Helpline does not corroborate or seek to prove the information provided.