



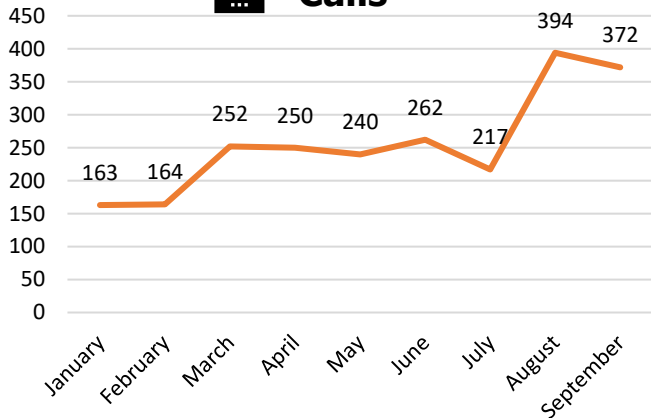
Q3 Statistical Report 2017

Summary

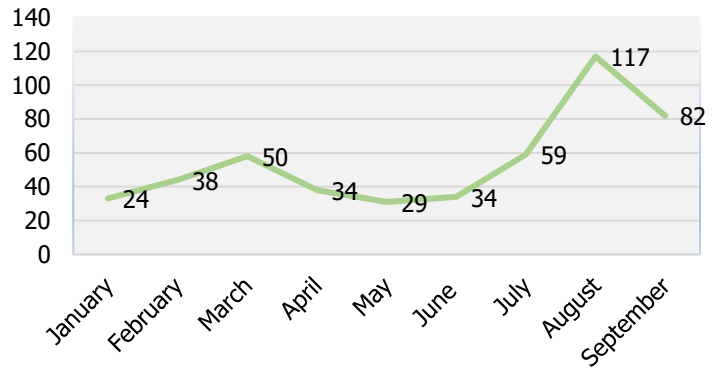
Overall Quarter 3 Observations

- During this quarter, the Helpline saw a steady increase in number of calls rising from 217 in July to 372 in September. We had an unprecedented 394 number of calls in August.
- Calls were received from all four UK countries, and instances reported spanned 38 police forces across England and 3 police forces in Wales.
- Romania was the most common nationality for cases in all 4 countries in England (189), Scotland (21), Wales (9), and Northern Ireland (8).
- 47.4% of Modern Slavery cases involved contacts from victims' themselves or someone in direct contact with victims.

Calls

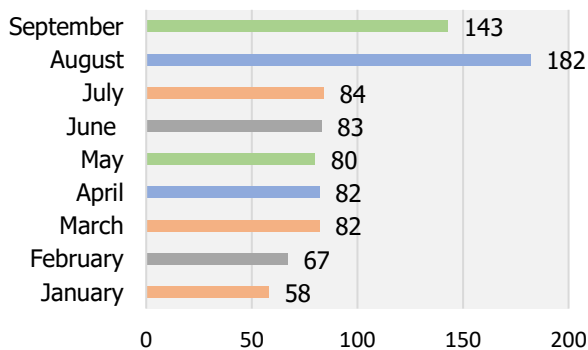


Webforms

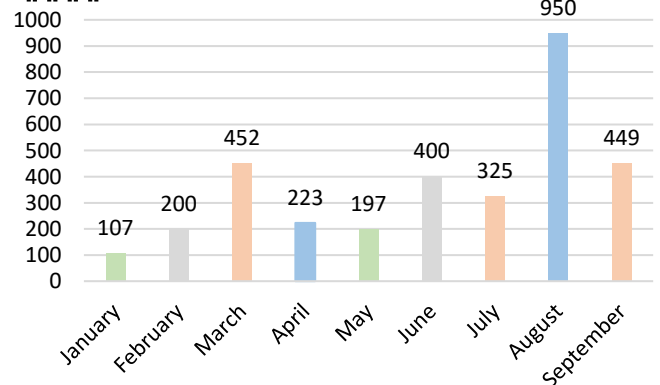


Calls and webforms into the Helpline show a gradual increase over the first six months of 2017, spiking in August. This increase correlates with intense media coverage, primarily in August.

Number of Modern Slavery Cases



Potential Victims Indicated



The number of potential victims of modern slavery may vary significantly between months and does not show direct proportionate relationship to the number of modern slavery cases, as some single cases of modern slavery may indicate several victims in one situation of exploitation.



**modern
slavery
helpline**

July - September 2017 Totals



983 Calls into the Helpline – 08000 121 700



258 Online Reports - www.modernslaveryhelpline.org

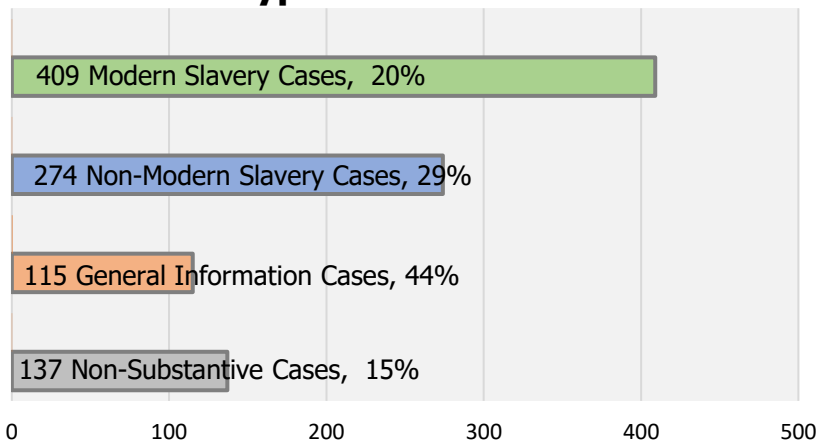


935 Cases | **409** Cases of Modern Slavery



1724 Potential Victims of Modern Slavery Indicated

Types of Cases



Modern Slavery Cases (one or more indicator of modern slavery identified)

Non-Modern Slavery Cases (other crimes, vulnerabilities, needs, risks)

General Information Cases (media, info about Helpline, general Qs about MS in the UK)

Non-Substantive Cases (wrong number, hang ups, inaudible connection)

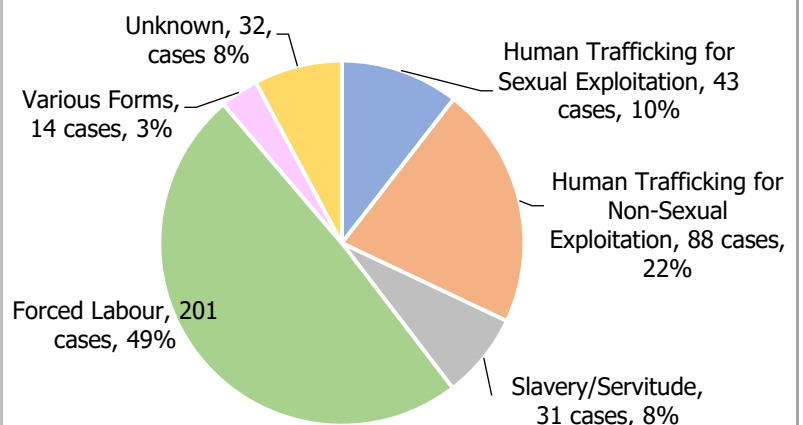
Indicators of modern slavery (MS) reported to the Helpline include, but are not limited to, passport confiscation, little or no pay, debt bondage, isolation, monitoring, physical abuse, and demeaning/dehumanising treatment. Many of the general information cases relate to requests for Helpline materials and media interviews. A significant proportion of Non-Modern Slavery cases handled by the Helpline relate to potential labour abuse, payment issues or employment contract concerns. MS cases reported to the Helpline may be from various locations in the UK (including abroad), and may not be city or town specific.

These categories correspond with the offences in the Modern Slavery Act 2015 and the National Crime Agency's published National Referral Mechanism statistics.

Notably in the third quarter, almost half of the Modern Slavery cases were 'forced labour'. When viewed alongside Human Trafficking for Non-Sexual Exploitation, non-sexual exploitation is reported in the majority of cases.

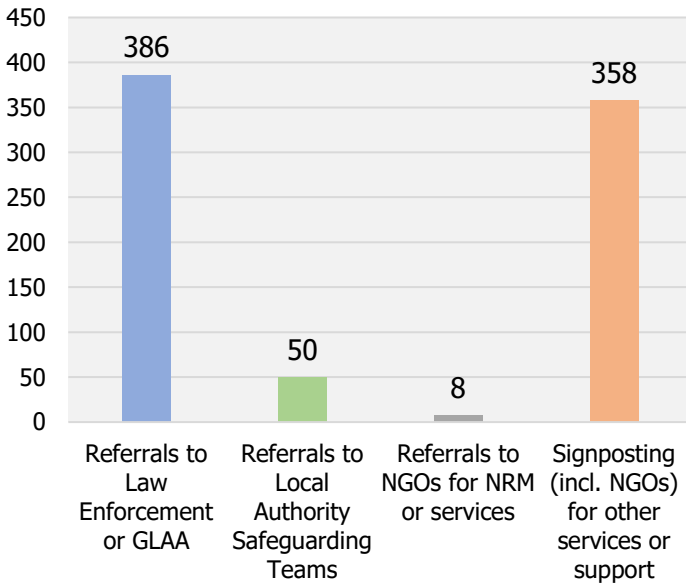
Instances of Domestic Servitude may either be classified as Human Trafficking for Non-Sexual Exploitation or Slavery/Servitude. Cases involving more than one form of MS are recorded as 'various'. Cases recorded as 'unknown' may result from a technical assistance call with a professional dealing with a victim where the specific details of the exploitation type are not disclosed on the call.

Types of Modern Slavery





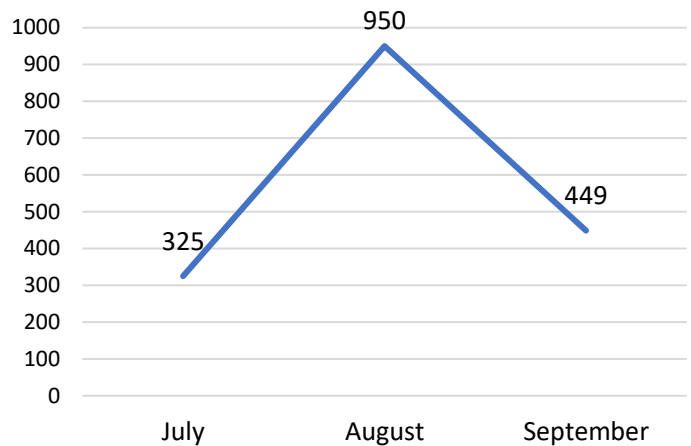
802 Referrals and Signposts



The number of Referrals and Signposts include those made on Non-MS Cases. Referrals may be made for other crimes indicated or non-MS related safeguarding concerns. Cases may have more than one referral or signpost made. Additional referrals may be made as new information is obtained on a case. Conversely, no referral may be made on a case, where that is appropriate.

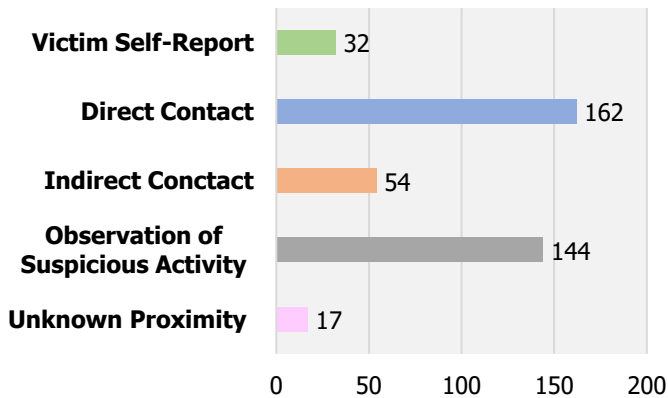


1724 Potential Victims of Modern Slavery Indicated



Callers may provide approximate victim numbers when reporting a situation. The Helpline records the lowest number provided to avoid inflating figures relating to potential victims.

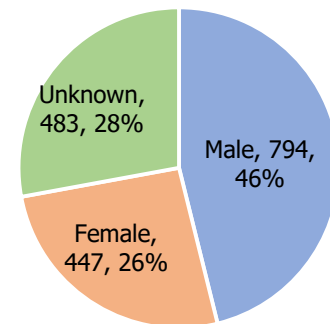
Proximity of Caller to the Victim(s) in Modern Slavery Cases



Most cases recorded as MS, either the victim themselves called the Helpline or someone who has direct contact with the potential victim called.

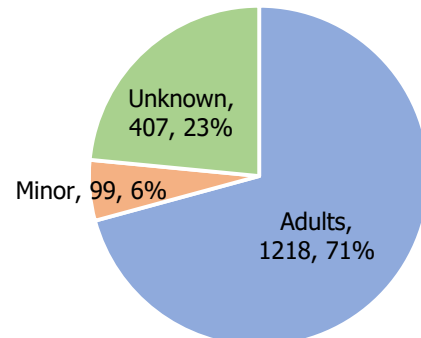
Callers in direct contact with a victim may include an NGO, friends or family of the potential victim, health professional, police, or local authority personnel such as social services. Indirect contact is recorded where the caller knows of the situation or the individual involved but has not had direct contact with the potential victim themselves. This may be where the caller has been told of a situation that involves a friend of a friend. Observation of suspicious activity refers to third-party tip offs where the information provided by the caller is often very limited.

Gender of Potential Victims of Modern Slavery



The gender of potential victims is recorded by the Helpline where this is provided by the caller. If the caller is unable to specify the gender of indicated victims, 'unknown' is recorded.

Age of Potential Victims of Modern Slavery



Potential victims' ages are recorded based on caller information. If the caller does not know the age of the victim, 'unknown' is recorded. In all cases, the Helpline seeks to establish if a minor is involved in a situation.

England



812 Calls relating to cases in England



194 Online Reports



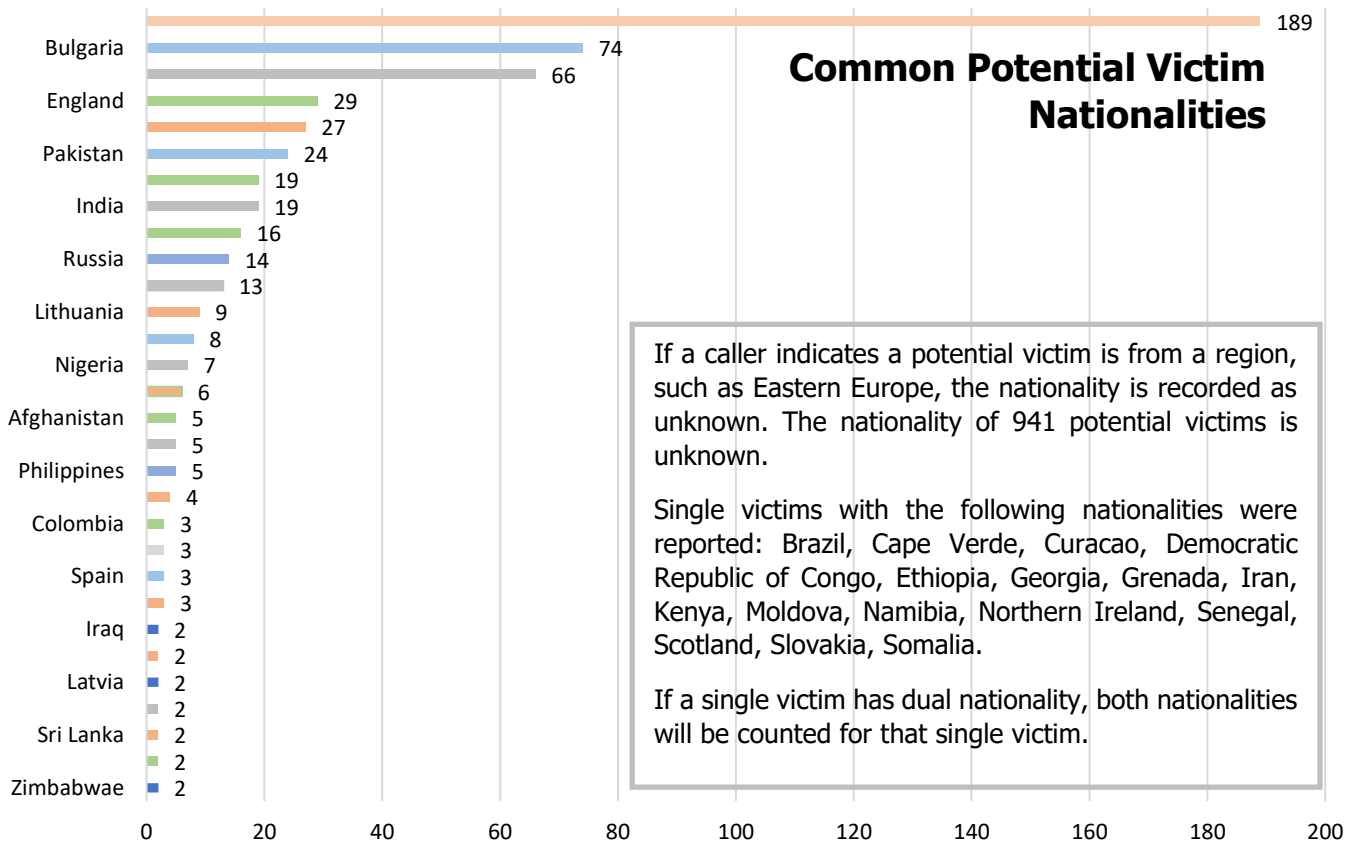
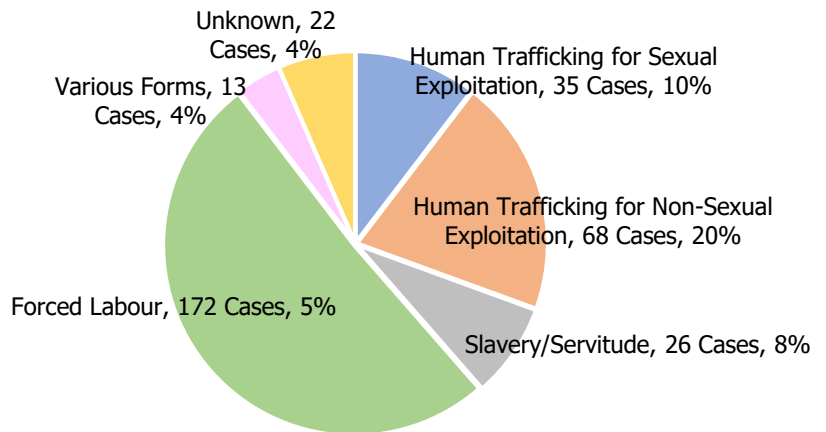
336 Cases of Modern Slavery



1521 Potential Victims of Modern Slavery

The Helpline may receive multiple calls about one case. For example, a case may start with an online report and then subsequent calls about that case could be made into the Helpline. Calls are recorded relating to cases of MS reportedly occurring in England, but the caller may be calling from another country. The caller may also talk in general terms about cases in England but may not specify a particular town, city or county.

Types of Modern Slavery



Common Potential Victim Nationalities

If a caller indicates a potential victim is from a region, such as Eastern Europe, the nationality is recorded as unknown. The nationality of 941 potential victims is unknown.

Single victims with the following nationalities were reported: Brazil, Cape Verde, Curacao, Democratic Republic of Congo, Ethiopia, Georgia, Grenada, Iran, Kenya, Moldova, Namibia, Northern Ireland, Senegal, Scotland, Slovakia, Somalia.

If a single victim has dual nationality, both nationalities will be counted for that single victim.



Locations of Exploitation in England

	Total # Of Modern Slavery Cases	Type of Exploitation						Total # of Victims	Adults			Minors			Unknown Age			Total # of Modern Slavery Referrals	
		Slavery/ Servitude	Forced Labour	HT Sexual Exploitation	HT Non- Sexual Exploitation	Unknown	Various		Male	Female	Unknown	Male	Female	Unknown	Male	Female	Unknown	Police	Local Authority
England	336	26	172	35	68	22	13	1521	568	216	306	31	34	9	74	133	150	240	34
Avon and Somerset Police	23	3	9	4	3	2	2	161	11	8	93	2	1	2	10	1	33	14	2
Bedfordshire Police	8		4	2	2			15	9	5				1				8	1
Cambridgeshire police	6		3		2	1		94	5	3	79		1				6	4	
Cheshire Police	2		2					5	1	2					2			2	
Cleveland Police	2		2					2	2									1	
Derbyshire Police	4		2	1		1		9	3	6								3	
Devon and Cornwall Police	4		3		1			25	22	3								3	
Dorset police	4	1	1		1		1	18	8	2		3	3	2				3	1
Durham police	1			1				12		12								1	1
Essex Police	5		3		2			41	7		2						17	3	
Greater Manchester Police	16	2	8	1	2	2	1	64	41	5	5	1	1				11	10	1
Gloucestershire Police	6		1		2	1	2	26	6	10	9	1						3	1
Hampshire Police	9		7		2			33	6	2				16	4	5		8	1
Hertfordshire Constabulary	14	1	4	2	2	4	1	40	27	9		3	1					7	2
Humberside Police	3		3					28	25	3								3	
Kent Police	11	1	7		2	1		56	47	5		1			1	2		7	2
Lancashire Police	6		2	1	2	1		9	3	4	2							2	
Leicestershire Police	5		2	1	1			12	8	2				1		1		4	
Lincolnshire Police	1				1			1	1									2	
Merseyside Police	5		3		1	1		38	24	4	10							4	
Metropolitan Police	84	14	35	11	18	4	2	336	83	69	9	6	17	3	3	105	41	56	13
City of London Police	1		1					30							1		29	1	
Norfolk Police	4	1	2			1		9	5			1			1	2		4	1
North Yorkshire Police	3		2	1				19	9	7					2		1	2	
Northamptonshire Police	3		2		1			8	4	4								3	
Northumbria Police	8	1	4		3			16	9	2							4	4	
Nottinghamshire Police	4		2		2			12	1	1					8		2	4	1
South Yorkshire Police	5		3		1	1		46	22	3	18		1			2		1	
Staffordshire Police	4		3		1			28	2			1			25			2	
Suffolk Police	7		4	1			2	13	7	1			1				4	4	
Surrey Police	10	1	5		3	2		41	22	4	13	1			1			5	2
Sussex Police	12	1	5	3	2	1		47	18	11	2			2		12	2	7	



Locations of Exploitation Continued

	Total # Of Modern Slavery Cases	Type of Exploitation						Total # of Victims	Adults			Minors			Unknown Age			Total # of Modern Slavery Referrals	
		Slavery/ Servitude	Forced Labour	HT Sexual Exploitation	HT Non- Sexual Exploitation	Unknown	Various		Male	Female	Unknown	Male	Female	Unknown	Male	Female	Unknown	Police	Local Authority
Thames Valley Police	20		12		7	1	1	55	32	8	4	4	2				5	12	1
Warwickshire Police	5		4		1			19	2	1	10				1	1	4	6	
West Mercia Police	3		2			1		3	1			1					1	3	
West Midlands Police	20	1	6	5	5	2	1	59	25	11		5	7			3	8	16	3
West Yorkshire Police	12		6	2	3			101	55	7		1			5		1	11	1
Wiltshire Police	10		8	1	1			35	17	13					1		4	7	
Unknown	1		1					1	1										

The number of potential victims and modern slavery cases recorded by force area may be higher than the total number of victims and cases indicated for England. This is because a victim may have been reported as having been exploited in more than one force area or location.

Only police forces with reported cases of exploitation are listed.

For more information on data regarding referrals and case locations, please see the Frequently Asked Questions at <https://www.modernslaveryhelpline.org>.

Scotland



53 Calls relating to cases in Scotland



16 Online Report relating to a case in Scotland

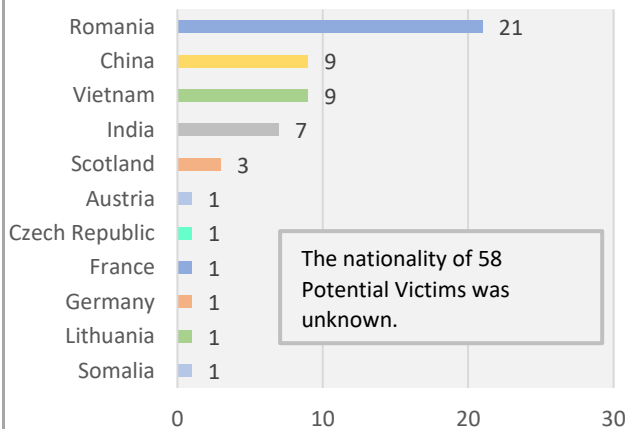


26 Cases of Modern Slavery

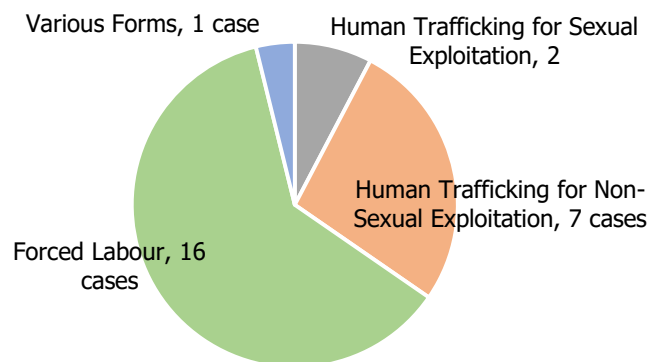


113 Potential Victims of Modern Slavery Indicated

Potential Victim Nationalities



Types of Modern Slavery



In Quarter Three 2017, 26 modern slavery cases listed in Scotland as area of exploitation.



Locations of Exploitation in Scotland

Police Scotland	Total # of Modern Slavery Cases	Type of Exploitation						Total # of Victims	Adults			Minors			Unknown Age			Total # of MS Referrals Submitted	
		Slavery/ Servitude	Forced Labour	HT Sexual Exploitation	HT Non-Sexual Exploitation	Unknown	various		Male	Female	Unknown	Male	Female	Unknown	Male	Female	Unknown	Police	Local Authority
	26		17	2	7	1	113	46	20	7	3	7		3	6	21	21	3	

Wales



20 Calls relating to cases in Wales



6 Online Reports relating to cases in Wales

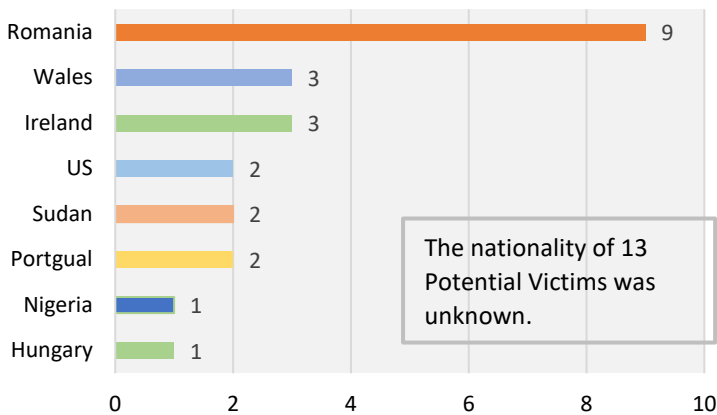


12 Cases of Modern Slavery

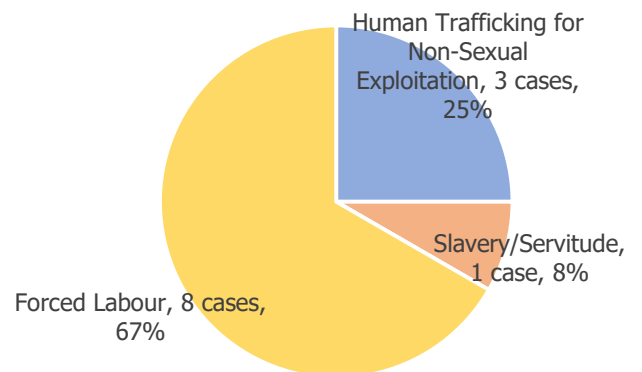


34 Potential Victims of Modern Slavery Indicated

Potential Victim Nationalities



Types of Modern Slavery



The most common potential victim nationality is Romanian with the most common form of exploitation as forced labour. Locations of exploitations vary across Wales. Two people had dual nationality.



Locations of Exploitation in Wales

	Total # of Modern Slavery Cases	Type of Exploitation							Total # of Victims	Adults			Minors			Unknown Age			Total # of MS Referrals Submitted	
		Slavery/Servitude	Forced Labour	HT Sexual Exploitation	HT Non-Sexual	Unknown	various	Male		Female	Unknown	Male	Female	Unknown	Male	Female	Unknown	Police	Local Authority	
Dyfed Powys Police	1		1					1	1									2		
North Wales Police	4		2		2			15	4	1	5	4	1		1			3	1	
South Wales Police	7	1	5		1			17	10			2	1				4	5	1	
Unknown	1	1						1		1										
Total	13	2	8		3			34	15	2	5	6	2		1		4	10	2	

Northern Ireland



4 Calls relating to cases in Northern Ireland



2 Online Reports relating to cases in Northern Ireland

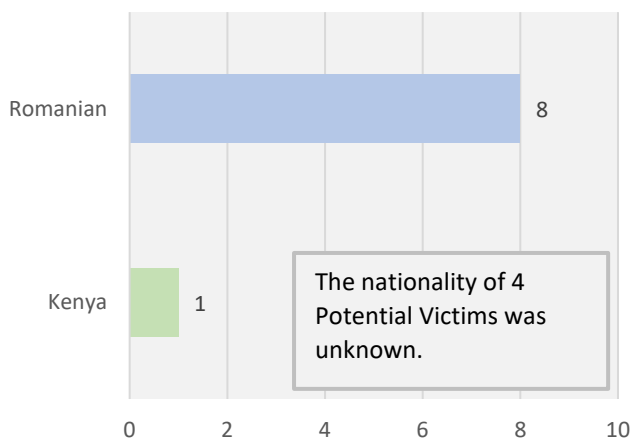


4 Cases of Modern Slavery

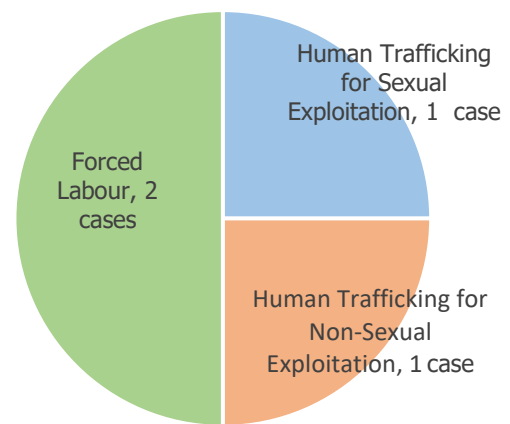


13 Potential Victims of Modern Slavery Indicated

Potential Victim Nationalities



Types of Modern Slavery



The number of cases reporting exploitation occurring in Northern Ireland remain low as do the number of calls from Ireland.



Locations of Exploitation in Northern Ireland

	Total # of Modern Slavery Cases	Type of Exploitation						Total # of Victims	Adults			Minors			Unknown Age			Total # of MS Referrals Submitted	
		Slavery/ Servitude	Forced Labour	HT Sexual Exploitation	HT Non-Sexual Exploitation	Unknown	various		Male	Female	Unknown	Male	Female	Unknown	Male	Female	Unknown	Police	Local Authority
PSNI	4		2	1	1			13	5	4						4	3		



Referrals to UK-Wide Agencies

	Total # of Modern Slavery Cases	Type of Exploitation						Total # of Victims	Adults			Minors			Unknown Age			Total # of Modern Slavery Referrals Submitted
		Slavery/ Servitude	Forced Labour	HT Sexual Exploitation	HT Non-Sexual Exploitation	Unknown	Various		Male	Female	Unknown	Male	Female	Unknown	Male	Female	Unknown	
National Crime Agency	10	1		3	6			29	4	3		2	3			13	4	10
GLAA	44		34		9		1	364	90	97	105	2	5		4	8	53	44



94 Calls relating to cases outside the UK or an unknown location



40 Online Reports relating to cases outside UK or an unknown location



31 Cases of Modern Slavery outside the UK or in unknown locations



46 Potential Victims of Modern Slavery Indicated

Country	Type of Exploitation					# of Potential Victims	Country	Type of Exploitation					# of Potential Victims	
	Slavery/Servitude	Forced Labour	HT Sexual	HT Non-Sexual	Unknown			Slavery/Servitude	Forced Labour	HT Sexual	HT Non-Sexual	Unknown		
Bulgaria	1					1	Morocco				1			1
Burundi					1	2	Namibia						1	1
Cyprus				1		2	Nepal			1				1
France			1			1	Saudi Arabia				2			2
Hungary			1			1	Spain				1			2
Ireland	1					2	Syria			1				6
Italy			1			1	Tunisia	1						1
Jordan			1	1		7	Turkey			1				6
Lebanon			1			6	UAE			1				6
Libya					1	1	United States	1			1			4
Luxembourg				1		2	Unknown	1	2	1	2	4		15



Outside of the Modern Slavery cases shown in the table, the Helpline received general information and non-MS cases from various countries, including New Zealand, Jamaica, India.

This chart lists more than 31 cases, and the quarterly report, as a whole, lists more than 409 modern slavery cases when the cases are summed by locations of exploitation as some modern slavery cases were reported to occur in more than one country.

Disclaimer: This report represents a summary of the calls received into the UK-wide Modern Slavery Helpline and Resource Centre between 01 July 2017 and 30 September 2017. It is not intended to provide a comprehensive assessment of modern slavery in the UK. The number of potential modern slavery cases and victims indicated are based on the information provided to the Helpline at the time of the contact. The Helpline does not corroborate or seek to prove the information provided.