



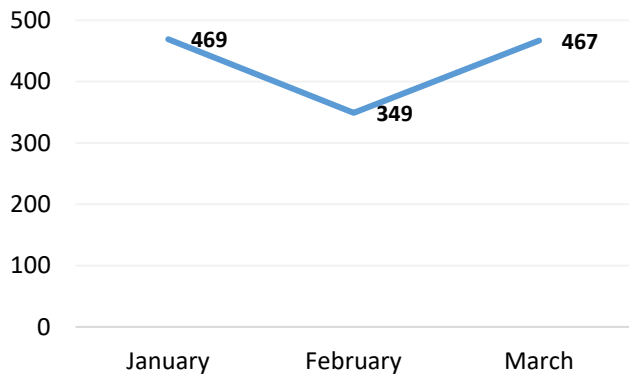
Q1 Statistical Report 2018 Summary

Overall Quarter 1 Observations

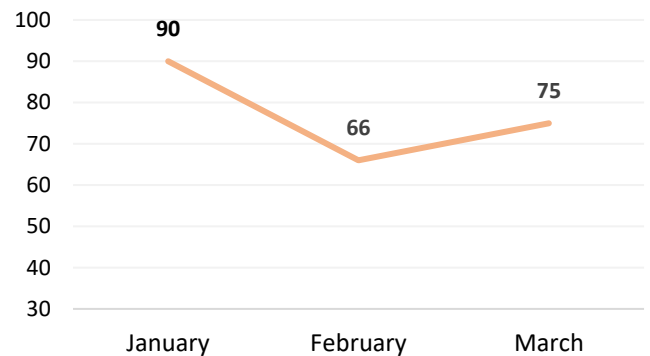
- During this quarter, the Helpline indicated a particularly high number of potential victims, with a 34% increase from the previous quarter and an unprecedented number in one month, with 1172 recorded in January.
- Calls were received from all four UK countries. Overall there was an 8% decrease in calls during this quarter in comparison to the previous quarter.
- Exploitation was indicated in all four UK countries and spanned 35 police forces across England and 3 police forces in Wales.
- Regarding the most prevalent nationality for victims reported to the Helpline, Romania was the most common for cases in England and Wales (554 and 4 respectively), whilst for Scotland the most common was Vietnam (9) and for Northern Ireland, the most common was Bulgaria (5).



Calls



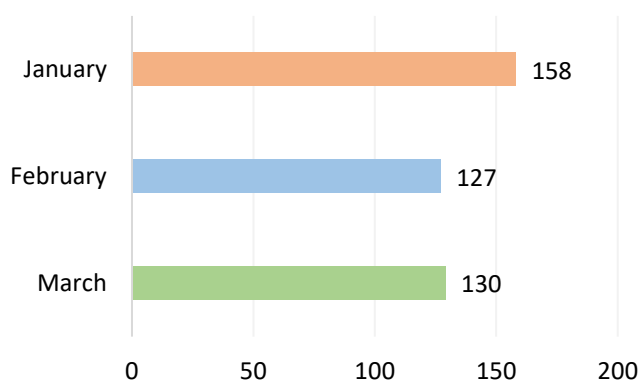
Webqueues



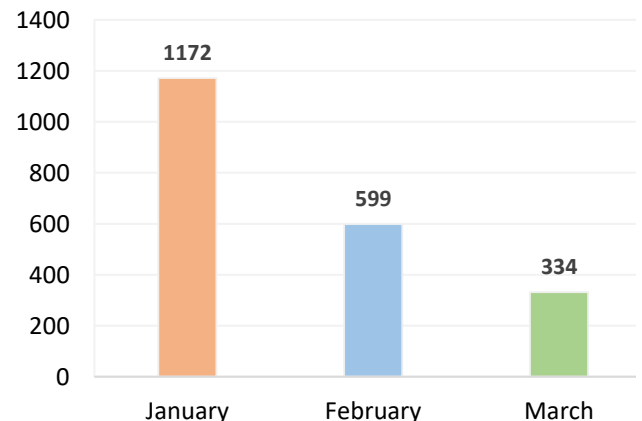
Calls and webforms into the helpline were highest in January this quarter. For a year-by-year comparison, quarter 1 of 2017 showed 579 calls and only 112 webqueues, compared to 1285 calls and 231 webqueues in quarter 1 of 2018, a 122% increase in calls and a 106% increase in webqueues.



Number of Modern Slavery Cases



Potential Victims Indicated



The number of potential victims of modern slavery may vary significantly between months and is not expected to vary in direct proportion to the number of modern slavery cases, as some single cases of modern slavery may indicate several victims in one situation of exploitation. Callers may provide approximate victim numbers when reporting a situation. The helpline records the lowest number provided to avoid inflating figures relating to potential victims.

Four cases opened in January and two cases opened in February which indicated 50 PVs or more.



**modern
slavery
helpline**

January - March 2018 Totals



1285 Calls into the helpline – 08000 121 700



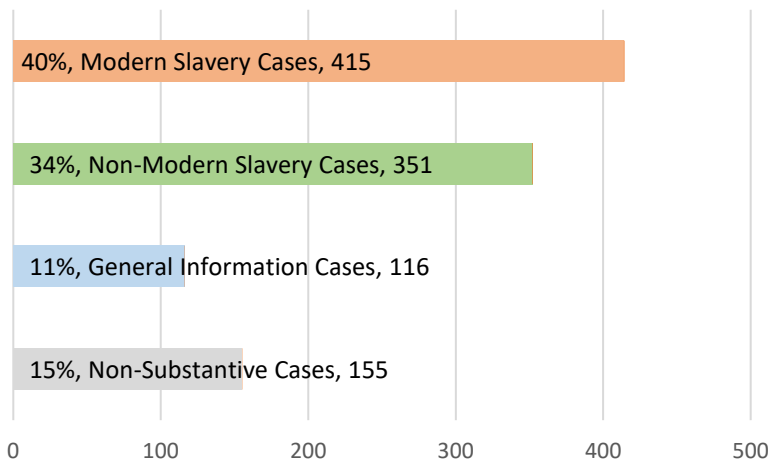
231 Online Reports - www.modernslaveryhelpline.org



1037 Cases | **415** Cases of Modern Slavery



2105 Potential Victims of Modern Slavery Indicated



Modern Slavery Cases (one or more indicators of modern slavery identified)

Non-Modern Slavery Cases (other crimes, vulnerabilities, needs, risks)

General Information Cases (media, info about helpline, general Qs about modern slavery in the UK)

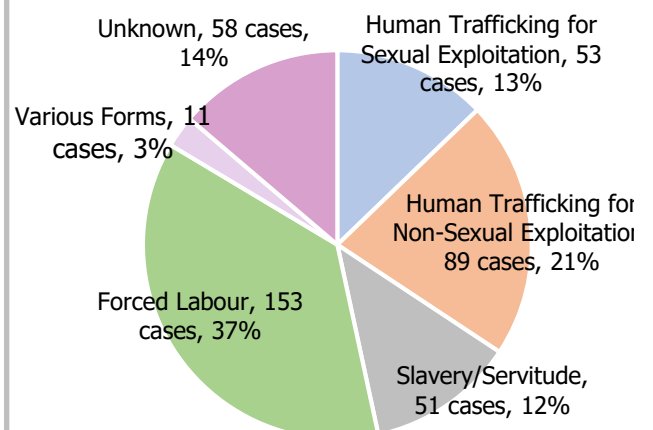
Non-Substantive Cases (wrong number, hang ups, inaudible connection)

Indicators of modern slavery reported to the Helpline include, but are not limited to, passport confiscation, little or no pay, debt bondage, isolation, monitoring, physical abuse, and demeaning/dehumanising treatment. Many of the general information cases relate to requests for helpline materials and media interviews. A significant proportion of non-modern slavery cases handled by the Helpline relate to potential labour abuse, payment issues or employment contract concerns. Modern slavery cases reported to the Helpline may be from various locations in the UK (including abroad), and may not be city or town specific.

These categories correspond with the offences in the Modern Slavery Act 2015 and the National Crime Agency's published National Referral Mechanism statistics. In the first quarter, 'slavery/servitude cases' were 12% of MS cases, which is notable, as these types of cases usually have higher isolation of the potential victim.

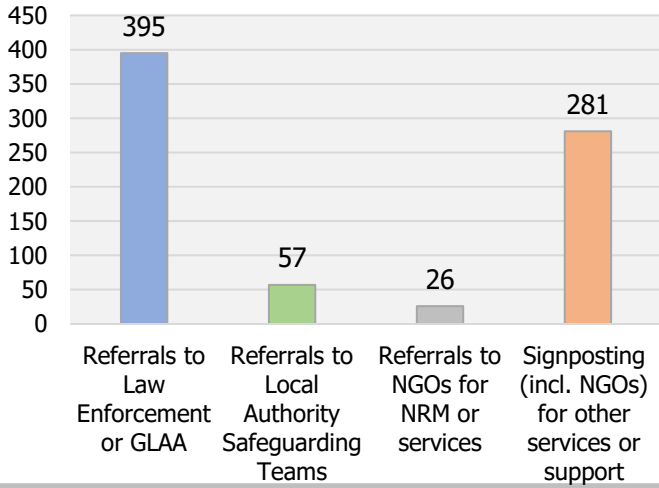
Instances of Domestic Servitude may either be classified as Human Trafficking for Non-Sexual Exploitation or Slavery/Servitude. Instances of sexual exploitation may be classified within Human Trafficking for Sexual Exploitation, as forced prostitution under Forced Labour or as sexual slavery under Slavery/Servitude. Cases involving more than one form of MS are recorded as 'various'. Cases recorded as 'unknown' may result from a technical assistance call with a professional dealing with a victim where the specific details of the exploitation type are not disclosed on the call.

Type of Modern Slavery



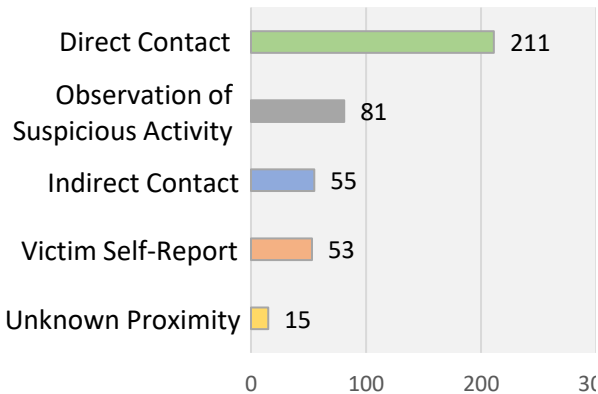


758 Referrals and Signposts



The number of Referrals and Signposts include those made on Non-MS Cases. Referrals may be made for other crimes indicated or non-MS related safeguarding concerns. Cases may have more than one referral or signpost made. Additional referrals may be made as new information is obtained on a case. Conversely, no referral may be made on a case, where that is appropriate.

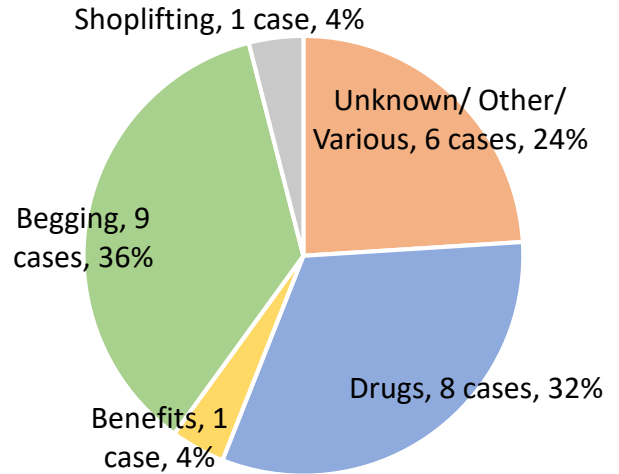
Proximity of Caller to the Victim(s) in Modern Slavery Cases



Most cases recorded as MS, either the victim themselves called the Helpline or someone who has direct contact with the potential victim called. Callers in direct contact with a victim may include an NGO, friends or family of the potential victim, health professional, police, or local authority personnel such as social services. Indirect contact is recorded where the caller knows of the situation or the individual involved but has not had direct contact with the potential victim themselves. This may be where the caller has been told of a situation that involves a friend of a friend. Observation of suspicious activity refers to third-party tip offs where the information provided by the caller is often very limited.



Type of Criminal Exploitation

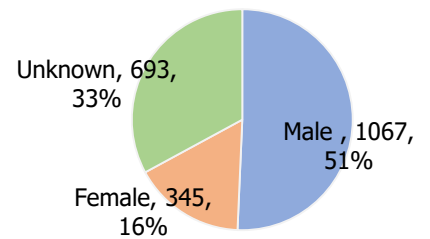


This quarter the Helpline recorded 25 cases of criminal exploitation, indicating 41 potential victims.

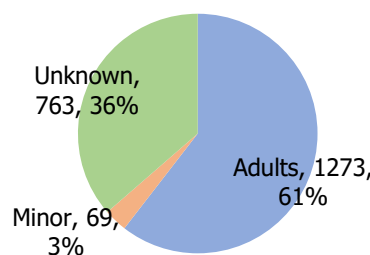
The helpline has recently received an increase in technical assistance calls regarding minor victims of criminal exploitation.

The gender of potential victims is recorded by the Helpline where this is provided by the caller. If the caller is unable to specify the gender of indicated victims, 'unknown' is recorded.

Gender of Potential Victims of Modern Slavery



Age of Potential Victims of Modern Slavery



Potential victims' ages are based on caller information. If the caller does not know the age of the age of the victim, 'unknown' is recorded. In all cases, the Helpline seeks to establish if a minor is involved in a situation.

England



832 Calls relating to new cases in England



173 Online Reports of new cases in England



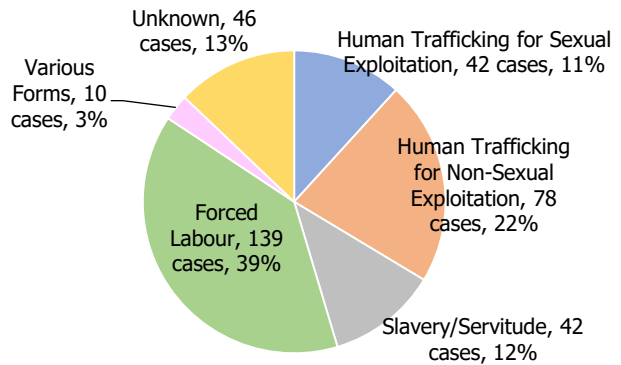
357 Cases of Modern Slavery



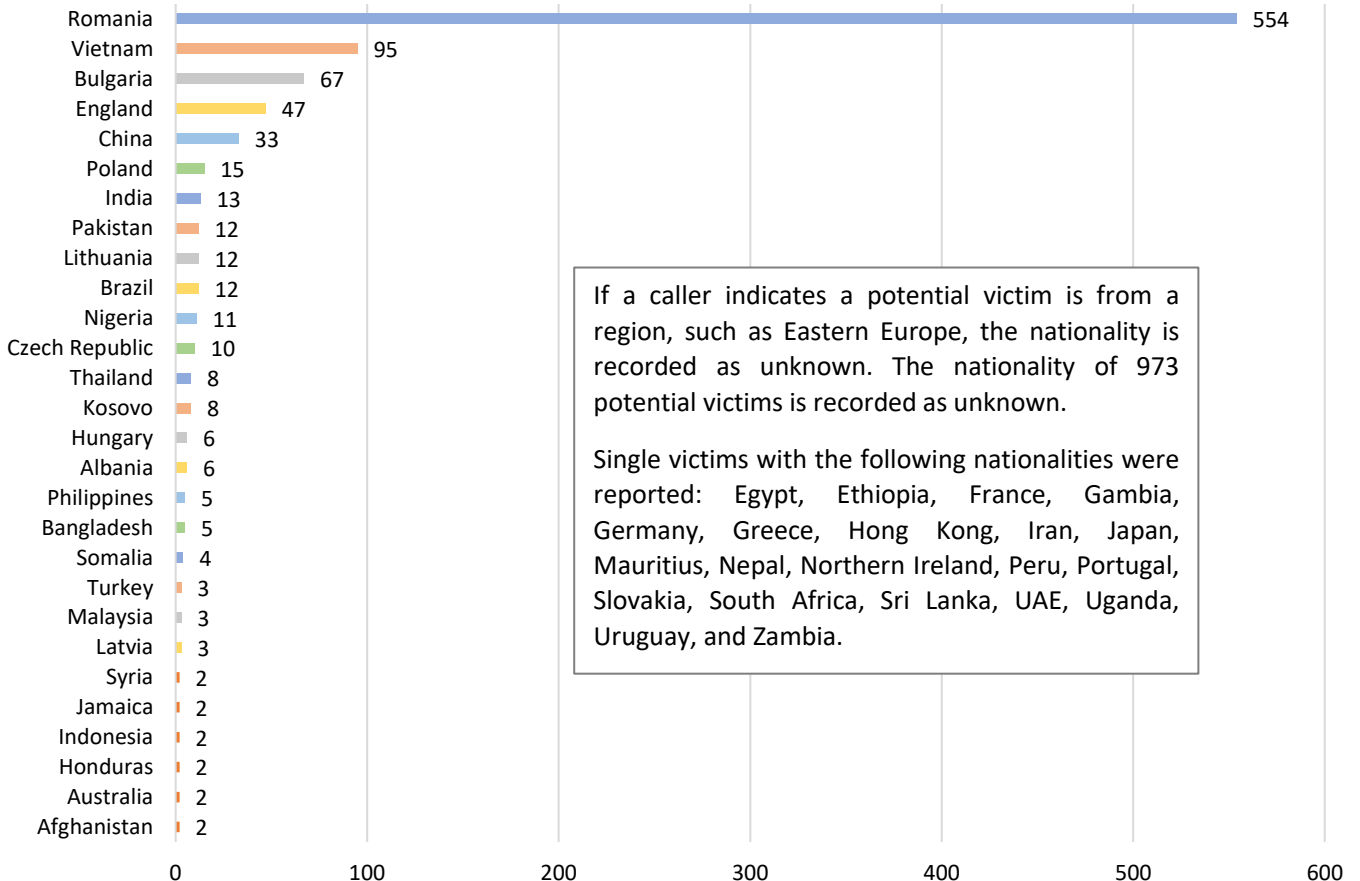
1947 Potential Victims of Modern Slavery

The Helpline may receive multiple calls about one case. For example, a case may start with an online report and then subsequent calls about that case could be made into the Helpline. Calls are recorded relating to cases of Modern Slavery reportedly occurring in England, but the caller may be calling from another country. The caller may also talk in general terms about cases in England but may not specify a particular town, city or county.

Type of Modern Slavery



Common Potential Victim Nationalities



If a caller indicates a potential victim is from a region, such as Eastern Europe, the nationality is recorded as unknown. The nationality of 973 potential victims is recorded as unknown.

Single victims with the following nationalities were reported: Egypt, Ethiopia, France, Gambia, Germany, Greece, Hong Kong, Iran, Japan, Mauritius, Nepal, Northern Ireland, Peru, Portugal, Slovakia, South Africa, Sri Lanka, UAE, Uganda, Uruguay, and Zambia.



Locations of Exploitation in England

	Total # of Modern Slavery Cases	Type of Exploitation						Total # of Victims	Adults			Minors			Unknown Age			Total # of Modern Slavery Referrals	
		Slavery/ Servitude	Forced Labour	HT Sexual Exploitation	HT Non-Sexual Exploitation	Unknown	Various		Male	Female	Unknown	Male	Female	Unknown	Male	Female	Unknown	Police	Local Authority
England	357	42	138	42	76	45	10	1947	655	233	288	19	27	10	336	39	340	270	39
Avon and Somerset Police	20	1	9	1	5	4		188	139	5	3	2	2	1	9	1	34	10	1
Bedfordshire Police	10	1	3	1	2	3		54	21	7	20	0	0	0	0	0	6	5	0
Cambridgeshire Police	6		4	1	1			17	14	1	0	0	2	0	0	0	0	6	2
Cheshire Police	5	3	1	1				9	2	4	0	0	0	1	0	0	2	3	1
Cleveland Police	1					1		3	0	3	0	0	0	0	0	0	0	1	0
Cumbria Constabulary	1				1			5	0	1	4	0	0	0	0	0	0	1	0
Derbyshire Police	2	1	1					11	2	0	8	0	0	0	1	0	2	2	1
Devon and Cornwall Police	7		3	1		2	1	18	12	4	2	0	0	0	0	0	0	3	0
Dorset Police	3		3					6	2	4	0	0	0	0	0	0	0	2	2
Durham Police	1			1				1	0	1	0	0	0	0	0	0	0	1	0
Essex Police	8	1	5	1	1			240	30	10	0	0	0	0	0	0	200	3	0
Greater Manchester Police	15	1	7		6	1		52	26	12	7	0	0	3	3	1	0	11	1
Gloucestershire Police	3		2		1			9	6	0	0	0	0	0	0	3	0	2	1
Hampshire Police	10	1	5	2	2			57	40	12	3	0	1	0	1	0	0	4	1
Hertfordshire Constabulary	6	1	3		2			20	10	5	0	0	1	0	2	2	0	6	1
Humberside Police	1		1					1	1	0	0	0	0	0	0	0	0	0	0
Kent Police	14	3	3	1	6	1		46	32	7	0	1	2	0	1	1	2	9	3
Lancashire Police	2	1		1		0		2	0	1	0	0	0	0	0	0	1	2	1
Leicestershire Police	4		3		1			5	3	0	0	1	1	0	0	0	0	3	2
Lincolnshire Police	1		1					5	0	0	0	0	0	0	0	0	5	3	0
Merseyside Police	1				1			2	0	0	0	0	0	0	0	0	2	1	0
Metropolitan Police	104	20	34	16	17	16	1	574	138	68	5	2	10	1	303	15	32	72	12
Norfolk Police	3				2		1	5	0	1	0	3	1	0	0	0	0	2	0
Northamptonshire Police	1				1			1	0	1	0	0	0	0	0	0	0	3	0
Northumbria Police	7	1	3	1	1	1		26	7	11	5	2	0	0	1	0	0	6	1
Nottinghamshire Police	4		3		1			18	5	1	2	1	0	0	2	0	7	4	1
South Yorkshire Police	11	1	5	3	1	1		33	13	11	2	4	0	0	0	1	2	6	1
Staffordshire Police	10	1	3	1	3	1	1	29	20	3	2	0	0	0	10	0	4	9	1
Suffolk Police	3		1		2			55	55	0	0	0	0	0	0	0	0	2	0
Surrey Police	5	1	2			1	1	23	13	2	1	0	0	0	7	0	0	4	0
Sussex Police	7	1	1	1	3	1		213	3	4	199	0	0	0	1	0	6	4	2
Thames Valley Police	15	3	6	1	3	2		53	18	3	11	0	0	1	0	1	17	9	0



Locations of Exploitation in England (continued)

Warwickshire Police	4		3		1			20	0	18	0	0	0	0	0	2	0	3	0
West Mercia Police	4		1	1		2		5	2	1	0	0	0	1	1	0	0	2	1
West Midlands Police	23	2	9	1	5	3	3	86	30	17	13	3	3	1	3	5	11	15	3
West Yorkshire police	13		7	1	3	2		26	12	5	1	0	3	0	1	2	2	9	2
Wiltshire Constabulary	2	1		1				3	1	2	0	0	0	0	0	0	0	1	0
Unknown Region	13		2	4	3	3	1	19	4	6	2	0	0	0	0	5	2		

The number of potential victims and modern slavery cases recorded by force area may be higher than the total number of victims and cases indicated for England. This is because a victim may have been reported as having been exploited in more than one force area or location. Only police forces with reported cases of exploitation are listed. For more information on data regarding referrals and case locations, please see the Frequently Asked Questions at <https://www.modernslaveryhelpline.org/faqs>

Scotland



34 Calls relating to new cases in Scotland



6 Online Reports of new cases in Scotland

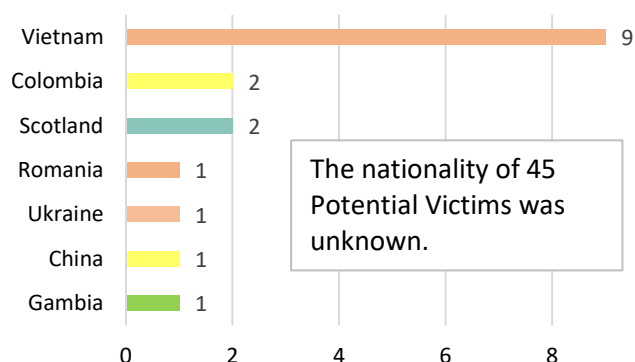


14 Cases of Modern Slavery

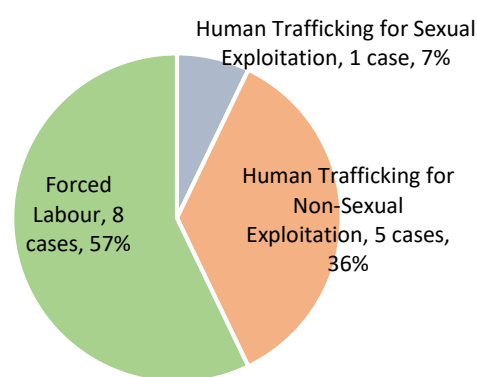


62 Potential Victims of Modern Slavery Indicated

Potential Victim Nationalities



Types of Modern Slavery



Of the 14 modern slavery cases indicating exploitation in Scotland, forced labour was the most common. Over 60 potential victims were reported. Vietnam was the most commonly recorded nationality.



Locations of Exploitation in Scotland

Police Scotland	Total # of Modern Slavery Cases	Type of Exploitation						Total # of Victims	Adults			Minors			Unknown Age			Total # of MS Referrals	
		Slavery/ Servitude	Forced Labour	HT Sexual Exploitation	HT Non-Sexual Exploitation	Unknown	various		Male	Female	Unknown	Male	Female	Unknown	Male	Female	Unknown	Police	Local Authority
Police Scotland	14	0	8	1	5	0	0	62	21	6	7	2	1	1	18	0	6	12	4

The number of potential victims and modern slavery cases when summed by city may be higher than the total number of victims and cases indicated for Scotland. This is because a victim may have been reported as having been exploited in more than one location. For more information on data regarding referrals and case locations, please see the Frequently Asked Questions at <https://www.modernslaveryhelpline.org/faqs>

Wales



15 Calls relating to new cases in Wales



4 Online Reports of new cases in Wales

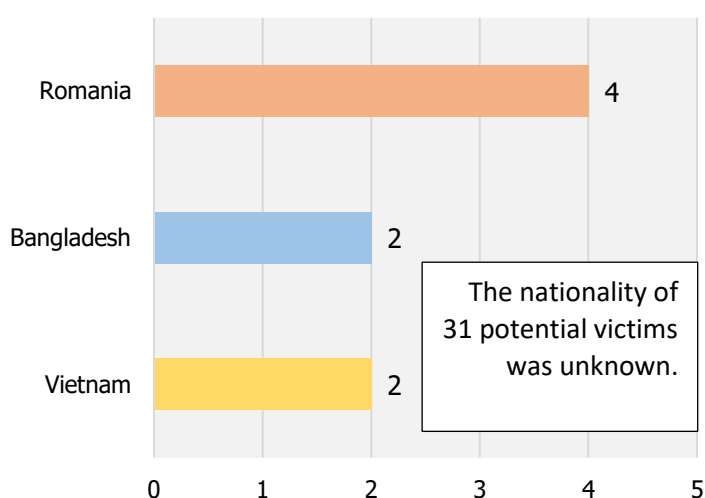


6 Cases of Modern Slavery

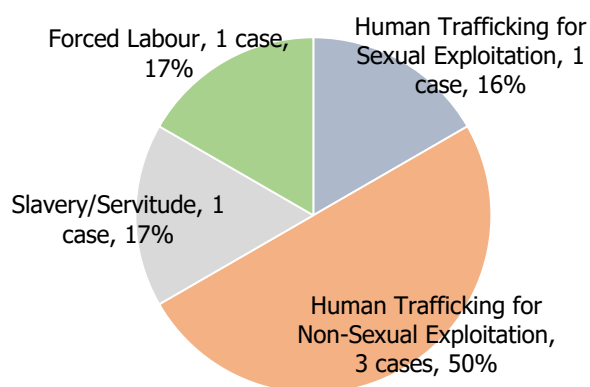


39 Potential Victims of Modern Slavery Indicated

Potential Victim Nationalities



Types of Modern Slavery



Similar to England, Romania was the most common nationality of potential victims reported in Wales.



Locations of Exploitation in Wales

	Total # of Modern Slavery Cases	Type of Exploitation							Total # of Victims	Adults			Minors			Unknown Age			Total # of MS Referrals	
		Slavery/Servitude	Forced Labour	HT Sexual Exploitation	HT Non-Sexual	Unknown	various	Male		Female	Unknown	Male	Female	Unknown	Male	Female	Unknown	Police	Local Authority	
Dyfed Powys Police	1	1						2		2									1	
Gwent Police	1				1			4	4										1	
South Wales Police	4		1	1	2			33	1	1	18			3			10	3	1	
Total	6	1	1	1	3			39	5	3	18			3			10	5	1	

Northern Ireland



6 Calls relating to new cases in NIR



1 Online Report of a new case in NIR

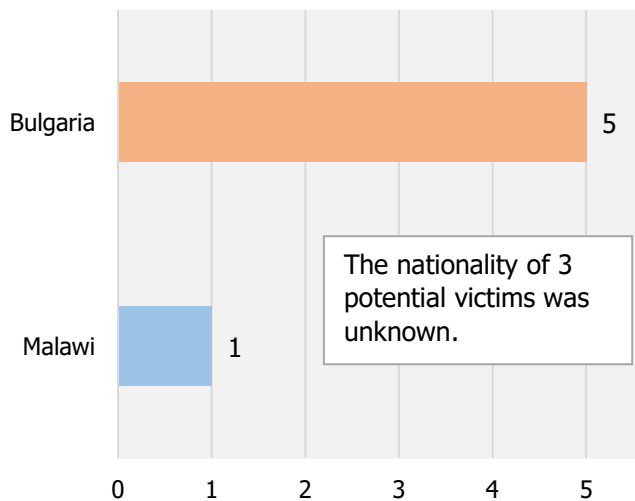


3 Cases of Modern Slavery

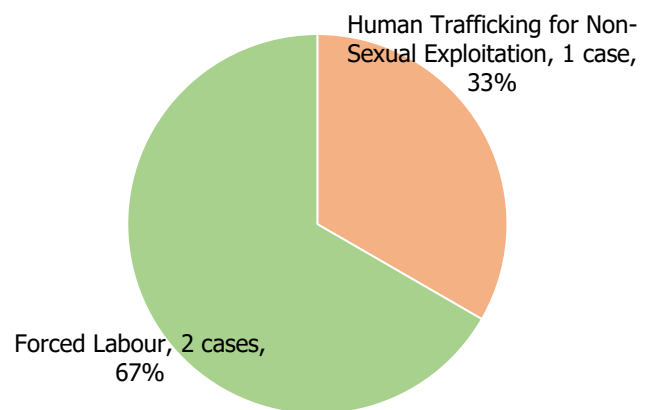


9 Potential Victims of Modern Slavery Indicated

Potential Victim Nationalities



Types of Modern Slavery



Interestingly, Bulgaria was the most common nationality of potential victims (5) recorded. The number of modern slavery cases reported in Northern Ireland remains relatively low.



Locations of Exploitation in Northern Ireland

	Total # of Modern Slavery Cases	Type of Exploitation						Total # of Victims	Adults			Minors			Unknown Age			Total # of MS Referrals Submitted		
		Slavery/ Servitude	Forced Labour	HT Sexual Exploitation	HT Non-Sexual Exploitation	Unknown	various		Male	Female	Unknown	Male	Female	Unknown	Male	Female	Unknown	Police	Local Authority	
PSNI	3		2	1				9	5	4									2	2



Referrals to UK-Wide Agencies

	Total # of Modern Slavery Cases	Type of Exploitation						Total # of Victims	Adults			Minors			Unknown Age			Total # of Referrals Submitted
		Slavery/ Servitude	Forced Labour	HT Sexual Exploitation	HT Non-Sexual Exploitation	Unknown	Various		Male	Female	Unknown	Male	Female	Unknown	Male	Female	Unknown	
National Crime Agency	25	2	3	11	8	0	1	74	33	26	0	0	3	1	3	7	3	26
GLAA	39	1	30	0	8	0	0	664	295	130	13	0	1	1	3	1	220	39
British Transport Police	1	0	1	0	0	0	0	1	0	0	0	0	0	0	0	0	1	1



378 Calls relating to new cases outside UK or in an unknown location



49 Online Reports of new cases outside UK or in unknown locations



44 Cases of Modern Slavery outside UK or in unknown locations



58 Potential Victims of Modern Slavery Indicated outside UK or in unknown locations

Country	Type of Exploitation						Total # of Potential MS Victims	Country	Type of Exploitation						Total # of Potential MS Victims
	Slavery/Servitude	Forced Labour	HT Sexual	HT Non-Sexual	Various	Unknown			Slavery/Servitude	Forced Labour	HT Sexual	HT Non-Sexual	Various	Unknown	
Barbados	1	0	0	0	0	0	1	Pakistan	0	0	0	1	0	0	1
Belgium	0	0	0	1	0	0	2	Poland	0	0	0	0	0	1	1
Canada	0	0	0	1	0	0	2	Portugal	0	0	0	1	1	0	3
China	0	0	1	0	0	0	1	Qatar	1	0	0	0	0	0	1
Finland	0	0	0	1	0	0	2	Russia	0	0	0	0	0	1	1
France	0	0	0	1	0	1	3	Saudi Arabia	2	0	0	0	0	0	4
Germany	0	0	1	1	0	0	3	Slovakia	0	0	0	0	1	0	1
Greece	0	0	0	1	0	0	2	South Africa	0	0	1	0	0	0	2
Hong Kong	0	0	1	0	0	0	1	Spain	0	0	2	1	0	0	4
Indonesia	0	0	0	1	0	0	1	Switzerland	0	0	0	1	0	0	2
Italy	0	0	1	1	0	0	3	UAE	0	0	2	1	0	0	8
Japan	0	0	2	0	0	0	3	USA	0	0	2	0	0	0	3
Libya	0	0	0	0	0	1	1	Vietnam	0	0	0	0	0	1	1
Netherlands	0	0	0	1	0	0	2	Unknown	4	3	3	2	10	0	27
Norway	0	0	0	1	0	0	2								



Outside of the Modern Slavery cases shown in the table, the Helpline received general information and non-MS cases from various countries, including non-EU countries such as Ecuador, Russia, Japan, South Africa, and USA.

The modern slavery cases when summed by country exceeds 415, the total number of MS cases this quarter, because a single case (or victim) may report exploitation in multiple countries.

Disclaimer: This report represents a summary of the calls received into the UK-wide Modern Slavery Helpline and Resource Centre between 1 January 2018 and 31 March 2018. It is not intended to provide a comprehensive assessment of modern slavery in the UK. The number of potential modern slavery cases and victims indicated are based on the information provided to the helpline at the time of the contact. The Helpline does not corroborate or seek to prove the information provided.