



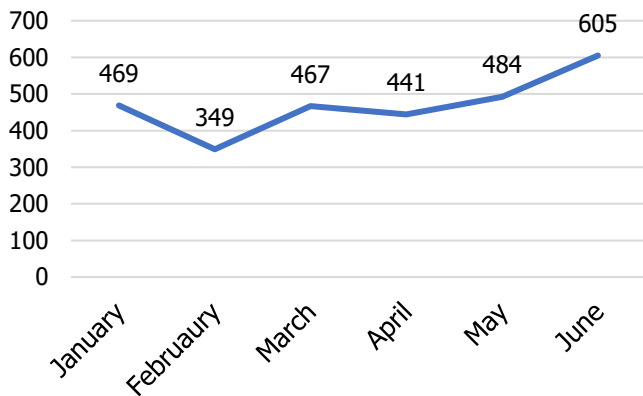
Q2 Statistical Report 2018 Summary

Overall Quarter 2 Observations

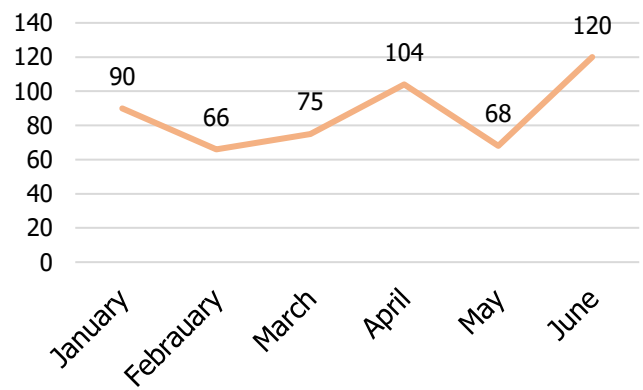
- During this quarter, the Helpline saw a spike in calls in June rising from 484 in May to 605 calls in June, an unprecedented number of calls in one month. Overall, there was a 17% increase in calls during this quarter in comparison to the previous quarter.
- Calls were received from all four UK countries and spanned 37 police forces across England and 4 police forces in Wales.
- The most prevalent nationality for victims reported to the Helpline varied by UK country. Romanian was the most common nationality for cases in England (132) and Scotland (42). For Wales, the most common nationalities were English (12) and Polish (11). The only known nationalities of potential victims in Northern Ireland was Lithuanian and Zimbabwean.



Calls



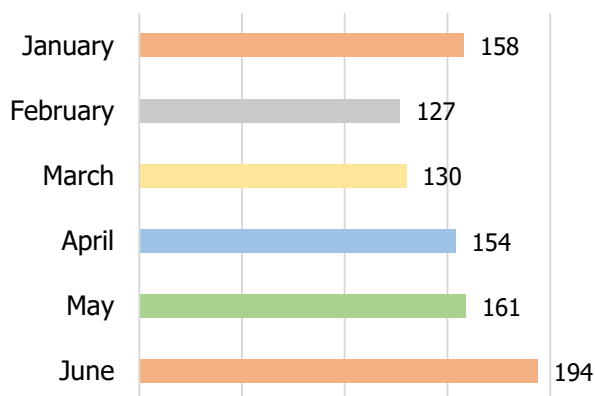
Webqueues



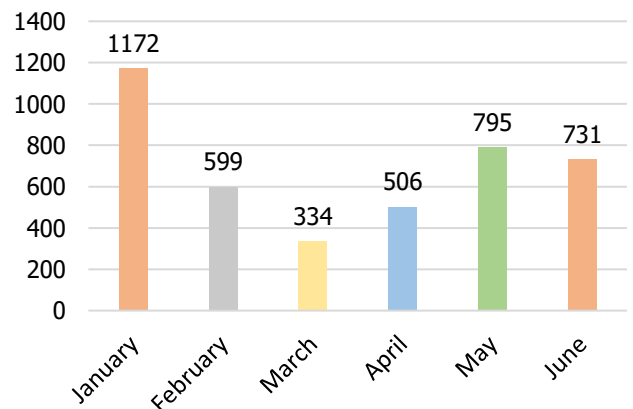
Calls and webforms into the Helpline show a gradual increase over the second quarter, spiking in June. June was the busiest month yet for the Helpline with 605 calls and 120 webforms. For a year-by-year comparison, quarter 2 of 2017 showed 752 calls and only 97 web queues, compared to 1500 calls (99% increase) and 292 web queues (201% increase) in quarter 2 of 2018.



Number of Modern Slavery Cases



Potential Victims Indicated



The number of potential victims of modern slavery may vary significantly between months and is not expected to vary in direct proportion to the number of modern slavery cases, as some single cases of modern slavery may indicate several victims in one situation of exploitation.



**modern
slavery
helpline**

April - June 2018 Totals



1500 Calls into the Helpline – 08000 121 700



292 Online Reports - modernslaveryhelpline.org/report

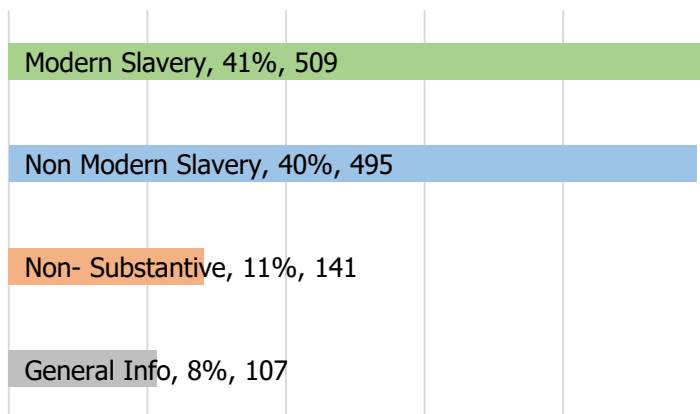


1252 Cases | **509** Cases of Modern Slavery



2032 Potential Victims of Modern Slavery Indicated

Type of Cases



Modern Slavery Cases (one or more indicators of modern slavery identified)

Non-Modern Slavery Cases (other crimes, vulnerabilities, needs, risks)

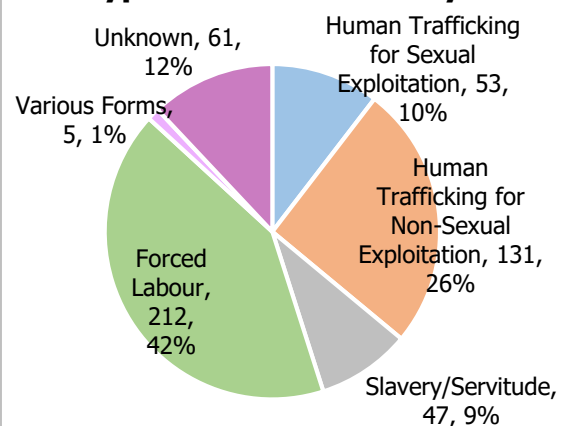
General Information Cases (media, info about Helpline, general Qs about MS in the UK)

Non-Substantive Cases (wrong number, hang ups, inaudible connection)

Indicators of modern slavery reported to the Helpline include, but are not limited to, passport confiscation, little or no pay, debt bondage, isolation, monitoring, physical abuse, and demeaning/dehumanising treatment. Many of the general information cases relate to requests for Helpline materials and media interviews. A significant proportion of non-modern slavery cases handled by the Helpline relate to potential labour abuse, payment issues or employment contract concerns. Modern slavery cases reported to the Helpline may be from various locations in the UK (including abroad) and may not be city or town specific.

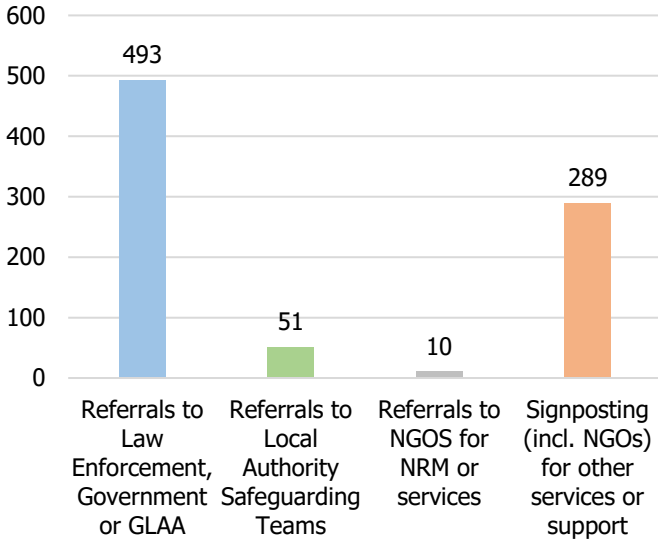
These categories correspond with the offences in the Modern Slavery Act 2015 and the National Crime Agency's published National Referral Mechanism statistics. In the second quarter, almost half of the Modern Slavery cases were 'forced labour' where no movement was reported. This includes Forced Prostitution. This differs from Human Trafficking for Non-Sexual or Sexual Exploitation where movement is required. Instances of Domestic Servitude may either be classified as Human Trafficking for Non-Sexual Exploitation or Slavery/Servitude. Cases involving more than one form of MS are recorded as 'various'. Cases recorded as 'unknown' may result from a technical assistance call with a professional dealing with a victim where the specific details of the exploitation are not disclosed.

Type of Modern Slavery



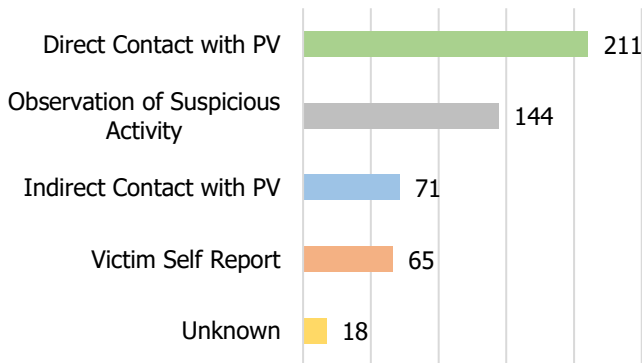


843 Referrals and Signposts



The number of referrals and signposts include those made on non-MS cases. Referrals may be made for other crimes indicated or non-MS related safeguarding concerns. Cases may have more than one referral or signpost made. Additional referrals may be made as new information is obtained on a case. Conversely, no referral may be made on a case, where that is appropriate.

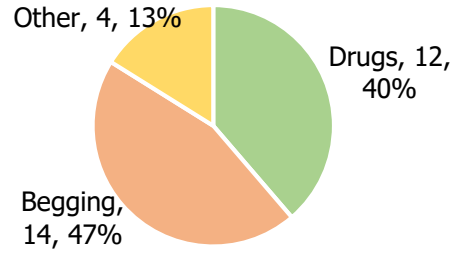
Proximity of Caller to the Victim(s) in Modern Slavery Cases



In most cases recorded as MS, either the victim themselves called the Helpline or someone who has direct contact with the potential victim called. Callers in direct contact with a victim may include an NGO, friends or family of the potential victim, health professional, police, or local authority personnel such as social services. Indirect contact is recorded where the caller knows of the situation or the individual involved but has not had direct contact with the potential victim themselves. This may be where the caller has been told of a situation that involves a friend of a friend. Observation of suspicious activity refers to third-party tip offs where the information provided by the caller is often more limited.



Type of Criminal Exploitation



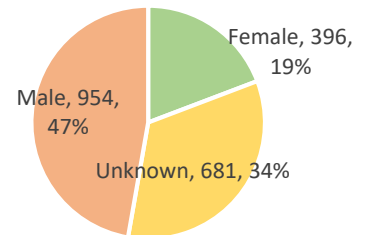
This quarter, the Helpline recorded 30 cases of criminal exploitation, indicating 138 potential victims.

25 cases and 41 potential victims were indicated during the previous quarter, meaning that the reporting of criminal exploitation to the Helpline is increasing.

The 'other' crimes reported were fraud, money laundering, acting without a sales license and selling stolen goods. These are cases where potential victims were reportedly made to commit these crimes by exploiters.

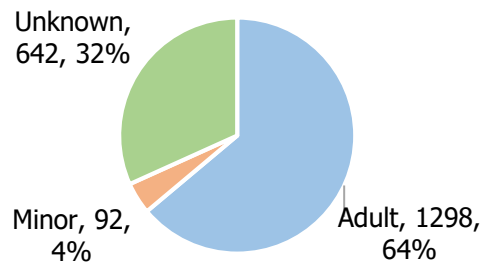
Gender of Potential Victims of Modern Slavery

There was also one Transgender Female potential victim reported.



The gender of potential victims is recorded by the Helpline where this is provided by the caller. If the caller is unable to specify the gender of indicated victims, 'unknown' is recorded.

Age of Potential Victims of Modern Slavery



Potential victims' ages are recorded based on caller information. If the caller does not know the age of the victim, 'unknown' is recorded. In all cases, the Helpline seeks to establish if a minor is involved in a situation.

England



1019 Calls relating to new cases in England



207 Online Reports of new cases in England



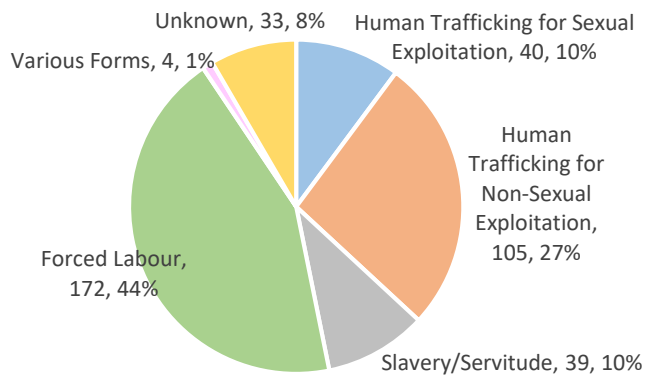
393 Cases of Modern Slavery



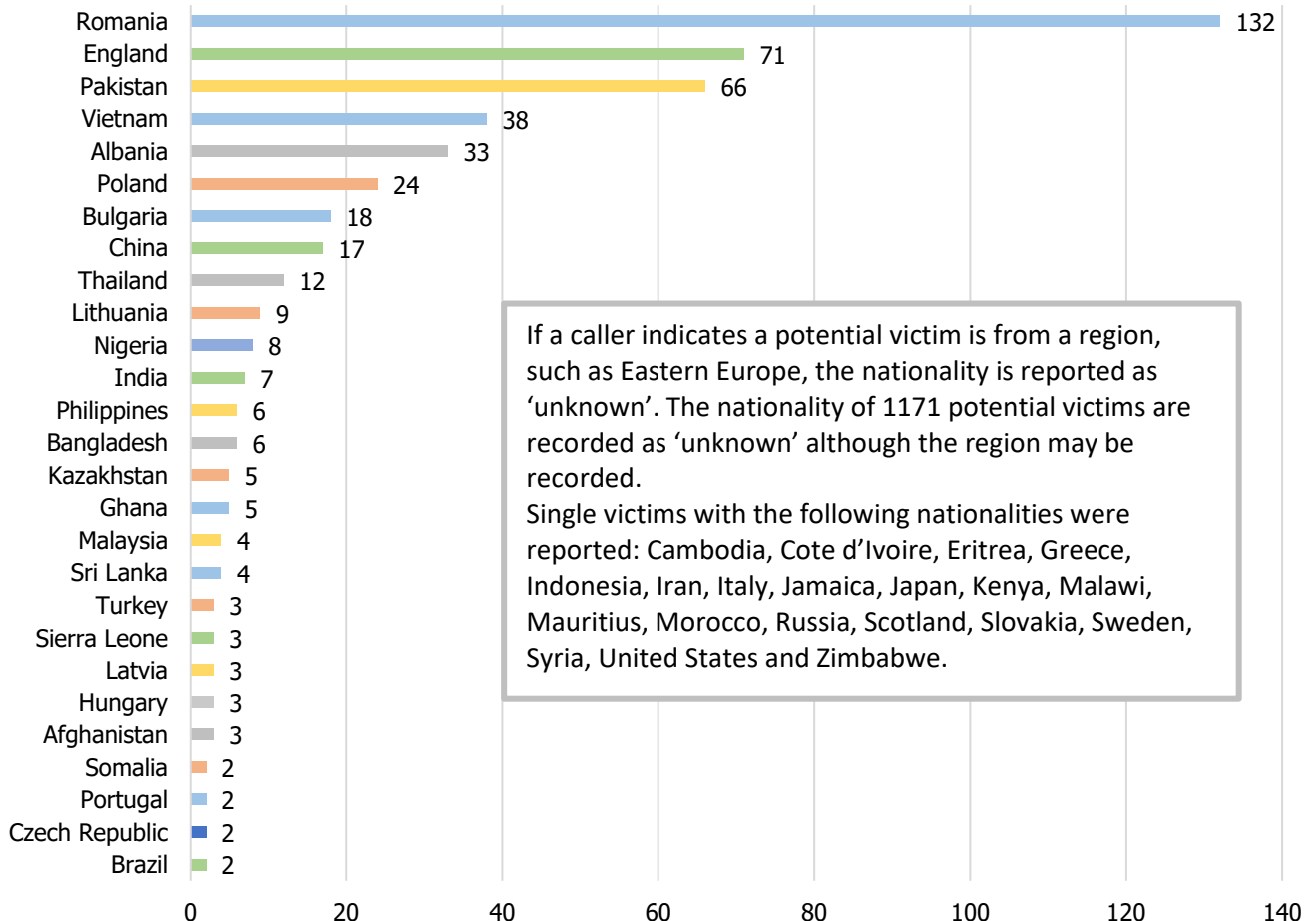
1679 Potential Victims of Modern Slavery

The Helpline may receive multiple contacts on one case. For example, a case may start with an online report and then subsequent calls about that case could be made into the Helpline. Calls are recorded relating to cases of Modern Slavery reportedly occurring in England, even when the caller may be calling from another country. The caller may also talk in general terms about cases in England but may not specify a particular town, city or county.

Type of Modern Slavery



Common Potential Victim Nationalities



If a caller indicates a potential victim is from a region, such as Eastern Europe, the nationality is reported as 'unknown'. The nationality of 1171 potential victims are recorded as 'unknown' although the region may be recorded. Single victims with the following nationalities were reported: Cambodia, Cote d'Ivoire, Eritrea, Greece, Indonesia, Iran, Italy, Jamaica, Japan, Kenya, Malawi, Mauritius, Morocco, Russia, Scotland, Slovakia, Sweden, Syria, United States and Zimbabwe.



Locations of Exploitation in England

	Total # of Modern Slavery Cases	Type of Exploitation						Total # of Victims	Adults			Minors			Unknown Age			Total # of Modern Slavery Referrals	
		Slavery/ Servitude	Forced Labour	HT Sexual Exploitation	HT Non-Sexual Exploitation	Unknown	Various		Male	Female	Unknown	Male	Female	Unknown	Male	Female	Unknown	Police	Local Authority
England	393	39	172	40	105	33	4	1679	631	209	182	25	35	15	110	50	422	271	38
Avon and Somerset Police	18	2	7	4	2	3	0	56	36	9	1	1	1	0	1	3	4	11	3
Cambridgeshire Constabulary	8	0	6	1	1	0	0	44	13	3	2	1	1	0	4	13	7	6	1
Cheshire Constabulary	9	0	3	0	5	1	0	27	22	3	2	0	0	0	0	0	0	8	0
Cleveland Police	1	0	0	1	0	0	0	3	0	2	0	0	1	0	0	0	0	2	1
Cumbria Constabulary	5	1	2	0	2	0	0	17	13	2	0	0	0	0	0	2	0	3	1
Derbyshire Police	11	1	5	1	3	1	0	30	16	7	0	0	0	0	0	1	6	6	0
Devon and Cornwall Constabulary	10	1	4	0	4	1	0	27	20	3	0	1	1	0	0	0	2	6	0
Dorset Police	3	0	0	1	1	0	1	5	1	3	0	0	0	0	0	1	0	2	0
Durham Constabulary	2	0	2	0	0	0	0	6	4	0	0	0	0	0	0	0	2	1	0
Essex Police	10	2	5	0	3	0	0	38	19	5	0	0	1	0	2	0	11	6	0
Gloucestershire Police	3	0	1	0	1	1	0	8	2	3	0	0	1	0	0	2	0	1	0
Greater Manchester Police	17	1	8	4	4	0	0	59	45	7	6	0	0	0	0	1	0	13	1
Hampshire Constabulary	10	0	6	0	3	1	0	53	18	3	27	2	0	0	1	0	2	9	1
Hertfordshire Constabulary	5	0	3	1	1	0	0	6	2	1	2	0	0	0	1	0	0	3	0
Humberside Police	6	0	3	1	1	0	1	17	12	2	0	0	0	0	1	1	1	6	2
Kent Police	13	0	8	1	4	0	0	82	52	3	0	0	22	0	2	0	14	12	1
Lancashire Constabulary	5	0	2	0	3	0	0	20	9	3	4	1	1	2	0	0	0	8	0
Leicestershire Constabulary	6	0	0	4	0	1	1	19	2	10	1	1	0	0	0	0	5	2	2
Lincolnshire Police	4	0	2	1	0	1	0	10	7	1	0	0	0	0	2	0	0	2	0
Merseyside Police	6	0	4	0	2	0	0	20	13	1	0	0	0	0	0	1	5	5	0
Metropolitan Police	104	16	36	14	32	5	1	430	89	65	130	6	3	6	79	11	41	61	12
Norfolk Constabulary	3	0	0	0	2	0	1	12	10	1	1	0	0	0	0	0	0	3	1
Northamptonshire Police	2	0	2	0	0	0	0	8	6	2	0	0	0	0	0	0	0	2	1
Northumbria Police	3	0	2	0	1	0	0	10	7	0	0	0	0	0	1	0	2	2	0
North Yorkshire Police	2	0	2	0	0	0	0	11	11	0	0	0	0	0	0	0	0	1	0
Nottinghamshire Police	11	1	6	1	1	1	1	37	25	6	0	2	0	2	0	2	0	8	1
South Yorkshire Police	9	0	5	2	2	0	0	28	17	8	0	0	1	0	0	1	0	5	0



Locations of Exploitation in England (continued)

Staffordshire Police	7	0	5	0	2	0	0	45	30	8	0	0	0	0	4	0	3	5	1
Suffolk Constabulary	5	1	3	0	1	0	0	7	6	1	0	0	0	0	0	0	0	3	1
Surrey Police	7	1	4	0	2	0	0	16	11	2	0	0	0	0	1	0	2	9	0
Sussex Police	10	0	4	0	5	1	0	241	31	6	0	0	0	0	2	2	200	8	0
Thames Valley Police	17	2	6	1	7	1	0	104	33	5	5	5	2	0	1	2	51	12	3
Warwickshire Police	1	1	0	0	0	0	0	1	0	1	0	0	0	0	0	0	0	0	0
West Mercia Constabulary	5	0	4	0	1	0	0	18	5	9	0	0	0	0	0	0	4	7	1
West Midlands Police	28	2	12	2	6	6	0	71	38	19	0	3	0	1	1	2	7	15	2
West Yorkshire Police	17	3	9	0	2	2	0	43	22	6	2	1	0	2	5	0	5	11	1
Wiltshire Constabulary	2	0	2	0	0	0	0	4	0	0	2	2	0	0	0	0	0	1	0
Unknown	19	3	3	3	6	4	1	70	10	7	0	0	5	0	4	2	51	6	1

The number of potential victims and modern slavery cases recorded by force area may be higher than the total number of victims and cases indicated for England. This is because a victim may have been reported as having been exploited in more than one force area or location. Only police forces with reported cases of exploitation are listed. For more information on data regarding referrals and case locations, please see the Frequently Asked Questions at modernslaveryhelpline.org

Scotland



39 Calls relating to new cases in Scotland



13 Online Reports of new cases in Scotland

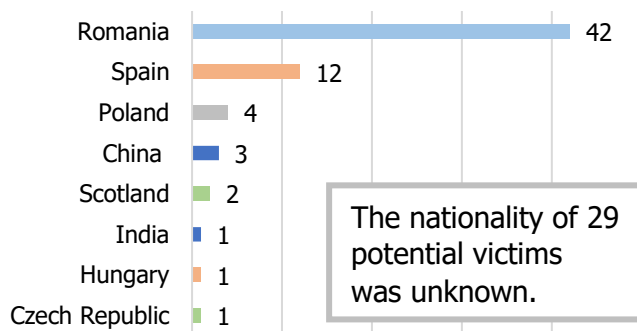


17 Cases of Modern Slavery

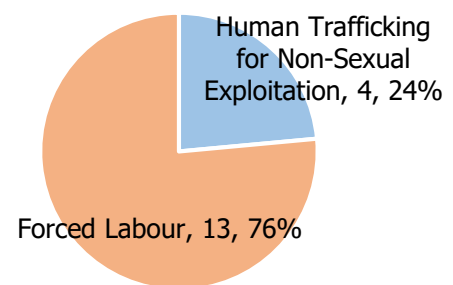


95 Potential Victims of Modern Slavery

Potential Victim Nationalities



Types of Modern Slavery



In the second quarter, over 75% of modern slavery cases reported in Scotland were Forced Labour. The Helpline released a large report on Modern Slavery in Scotland mid-June, showing a correlation between increased calls and when the Scottish government ran a public campaign.



Locations of Exploitation in Scotland

	Total # of Modern Slavery Cases	Type of Exploitation						Total # of Victims	Adults			Minors			Unknown Age			Total # of MS Referrals Submitted	
		Slavery/ Servitude	Forced Labour	HT Sexual Exploitation	HT Non-Sexual Exploitation	Unknown	various		Male	Female	Unknown	Male	Female	Unknown	Male	Female	Unknown	Police	Local Authority
Police Scotland	17	0	13	0	4	0	0	95	34	13	38	0	1	0	0	5	4	8	0

The number of potential victims and modern slavery cases when summed by city may be higher than the total number of victims and cases indicated for Scotland. This is because a victim may have been reported as having been exploited in more than one location. For more information on data regarding referrals and case locations, please see the Frequently Asked Questions at modernslaveryhelpline.org

Wales



47 Calls relating to new cases in Wales



10 Online Reports of new cases in Wales

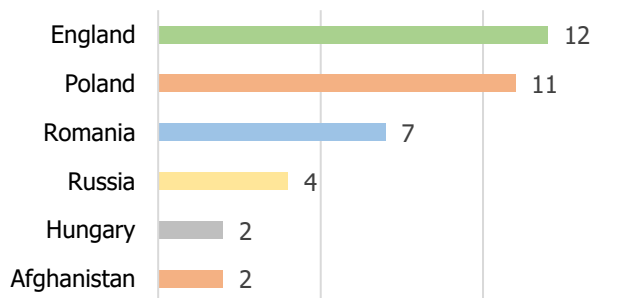


28 Cases of Modern Slavery

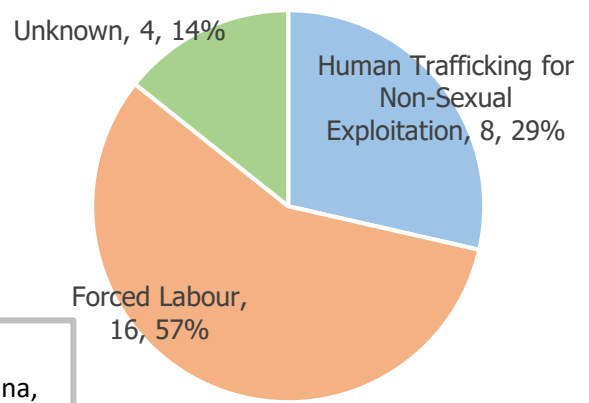


137 Potential Victims of Modern Slavery

Potential Victim Nationalities



Type of Modern Slavery



The nationality of 94 potential victims was unknown. Single victims with the following nationalities were reported: China, Libya, Lithuania, Pakistan and Thailand.

Interestingly, English and Polish were the most common nationalities of Modern Slavery victims in Wales.



Locations of Exploitation in Wales

	Total # of Modern Slavery Cases	Type of Exploitation						Total # of Victims	Adults			Minors			Unknown Age			Total # of MS Referrals Submitted		
		Slavery/ Servitude	Forced Labour	HT Sexual Exploitation	HT Non-Sexual Exploitation	Unknown	various		Male	Female	Unknown	Male	Female	Unknown	Male	Female	Unknown	Police	Local Authority	
Dyfed Powys Police	5	0	3	0	1	1	0	12	10	0	0	0	0	0	0	2	0	0	3	0
Gwent Police	7	0	4	0	1	2	0	64	55	2	1	0	0	0	0	0	0	6	6	0
North Wales Police	3	0	2	0	1	0	0	21	20	0	0	1	0	0	0	0	0	3	1	0
South Wales Police	12	0	7	0	3	1	0	39	31	7	0	0	0	0	1	0	0	5	0	0
Unknown	1	0	0	0	1	0	0	1	0	0	0	1	0	0	0	0	0	0	0	0

Northern Ireland



4 Calls relating to new cases in Northern Ireland



2 Online Reports of new cases in Northern Ireland

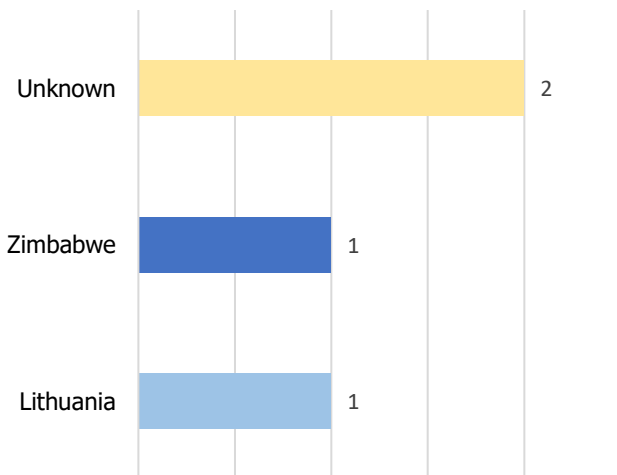


3 Cases of Modern Slavery

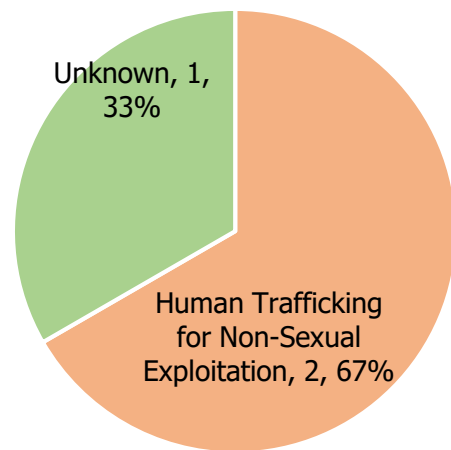


4 Potential Victims of Modern Slavery

Potential Victim Nationalities



Type of Modern Slavery



The number of cases reporting exploitation occurring in Northern Ireland remain consistently low as do the number of calls from Northern Ireland, despite raising awareness of the Helpline throughout NI.



Locations of Exploitation in Northern Ireland

	Total # of Modern Slavery Cases	Type of Exploitation						Total # of Victims	Adults			Minors			Unknown Age			Total # of MS Referrals Submitted		
		Slavery/ Servitude	Forced Labour	HT Sexual Exploitation	HT Non-Sexual Exploitation	Unknown	various		Male	Female	Unknown	Male	Female	Unknown	Male	Female	Unknown	Police	Local Authority	
PSNI	3	0	0	0	2	1	0	4	1	1	2	0	0	0	0	0	0	0	1	0



Referrals to UK-Wide Agencies

	Total # of Modern Slavery Cases	Type of Exploitation						Total # of Victims	Adults			Minors			Unknown Age			Total # of Referrals Submitted
		Slavery/ Servitude	Forced Labour	HT Sexual Exploitation	HT Non-Sexual Exploitation	Unknown	Various		Male	Female	Unknown	Male	Female	Unknown	Male	Female	Unknown	
National Crime Agency	38	6	6	7	16	3	0	312	29	24	101	6	7	7	48	28	62	38
GLAA	30	0	19	0	11	0	0	231	87	6	63	2	0	0	18	0	55	30
British Transport Police	5	0	1	0	1	3	0	22	6	2	12	0	0	0	0	0	2	5



391 Calls relating to new cases outside the UK or an unknown location



60 Online Reports of new cases outside the UK or in unknown locations



78 Cases of Modern Slavery outside the UK or in unknown locations



182 Potential Victims of Modern Slavery indicated outside UK or in unknown locations

Country	Type of Exploitation						Total # of Potential MS Victims	Country	Type of Exploitation						Total # of Potential MS Victims
	Slavery/Servitude	Forced Labour	HT Sexual	HT Non-Sexual	Unknown	Various			Slavery/Servitude	Forced Labour	HT Sexual	HT Non-Sexual	Unknown	Various	
Albania	0	0	1	1	0	0	2	Malaysia	0	0	0	1	0	0	1
Benin	0	0	1	0	0	0	2	Oman	0	0	0	2	0	0	2
Bosnia and Herzegovina	0	0	1	0	0	0	2	Pakistan	0	0	0	1	0	0	51
China	0	1	0	0	0	0	1	Romania	1	0	0	0	0	0	3
Croatia	0	0	1	0	0	0	2	Saudi Arabia	1	0	0	1	1	0	3
Egypt	0	1	0	0	0	0	2	Serbia	0	0	1	0	0	0	2
France	0	0	2	2	1	0	5	Spain	0	0	0	1	0	0	1
Ghana	0	0	1	0	0	0	2	Sri Lanka	0	0	0	1	0	0	1
India	0	0	0	1	0	0	1	Thailand	0	0	0	1	0	0	1
Iraq	0	0	0	1	0	0	3	Turkey	1	0	0	0	0	0	1
Italy	0	0	3	1	1	0	15	United States	0	0	2	1	0	0	5
Kuwait	0	1	0	0	0	0	10	Unknown	4	7	7	6	19	1	68
Libya	1	1	0	0	0	0	2	Zimbabwe	0	0	0	0	1	0	1



Outside of the Modern Slavery cases shown in the table, the Helpline received general information and non-MS cases from various countries.

The modern slavery cases when summed by country may exceed the total number of modern slavery cases this quarter, because a single case (or victim) may report exploitation in multiple countries.

Disclaimer: This report represents a summary of the calls received into the UK-wide Modern Slavery Helpline and Resource Centre between 1st April 2018 and 30th June 2018. It is not intended to provide a comprehensive assessment of modern slavery in the UK. The number of potential modern slavery cases and victims indicated are based on the information provided to the Helpline at the time of the contact. The Helpline does not corroborate or seek to prove the information provided.