

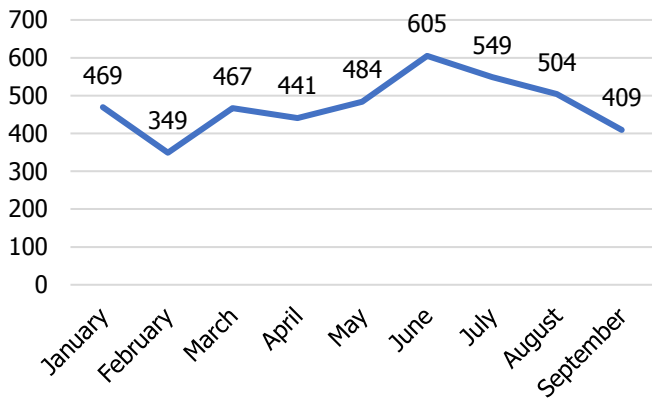


Q3 Statistical Report 2018 Summary

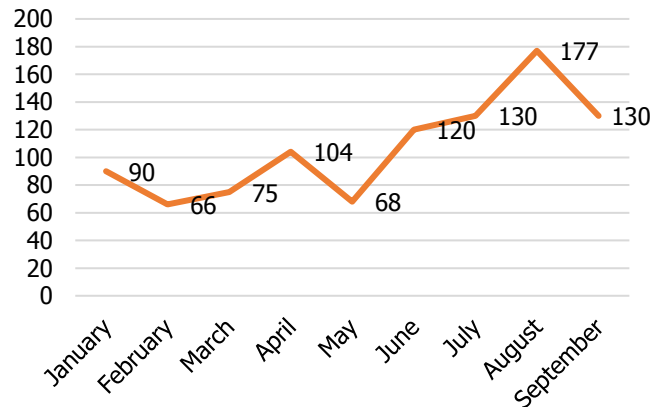
Overall Quarter 3 Observations

- July saw the second highest number of calls the Helpline has received in one month, with 549 calls. This is second only to June 2018 when 605 calls were received.
- August saw a total of 198 webform or app submissions; an unprecedented number of reports for one month.
- Calls were received from all four UK countries and spanned 37 police forces across England and 4 police forces in Wales.
- The most prevalent nationality for victims reported to the Helpline varied by UK country. Romanian was the most common nationality for cases in England (248) and Scotland (8). For Wales, the most common nationality was Vietnamese (6). The most prevalent nationality in Northern Ireland was Albanian (10).
- This quarter saw the release of the Unseen App. The Helpline received a total of 38 App submissions from its launch on 30th July to the end of September 2018.

Calls



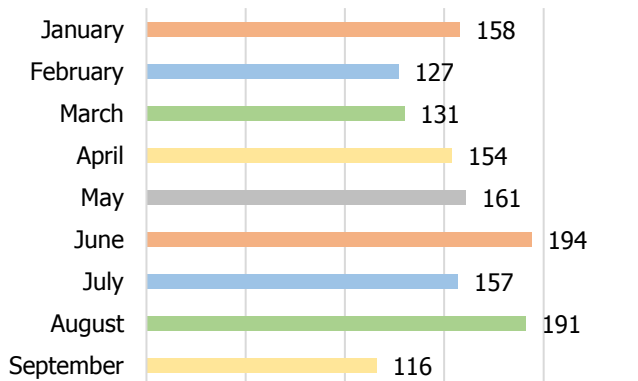
Webqueues



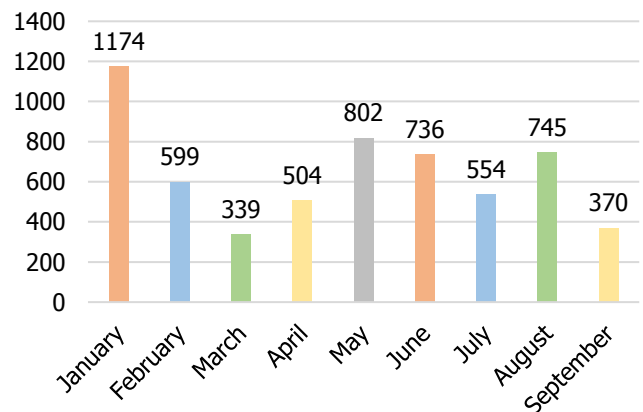
The number of webforms submitted to the Helpline has increased, with August being our highest month yet for webforms. The Helpline also received 38 App submissions during this quarter. Interestingly, with the increase of written reports to the Helpline, calls have decreased slightly this quarter – with a slight 2.5% in calls decrease from last quarter.



Number of Modern Slavery Cases



Potential Victims Indicated



The number of potential victims of modern slavery may vary significantly between months and is not expected to vary in direct proportion to the number of modern slavery cases, as some single cases of modern slavery may indicate several victims in one situation of exploitation.

July-September 2018 Totals

 **1462** Calls into the Helpline - 08000 121 700

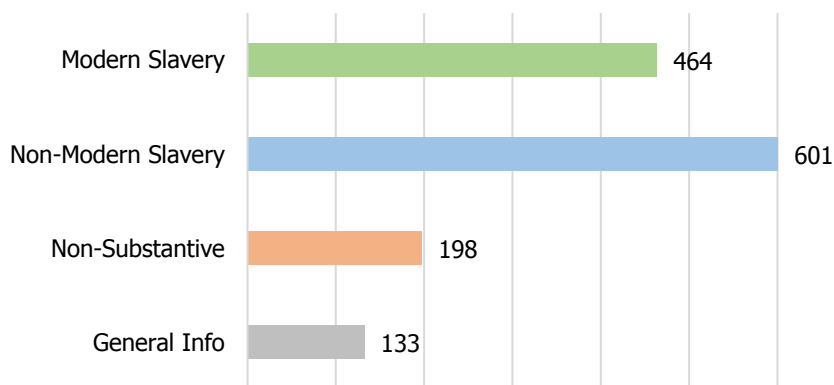
 **437** Online Reports - modernslaveryhelpline.org/report

 **38** App Submissions - Unseen App

 **1395** Cases | **464** Cases of Modern Slavery

 **1669** Potential Victims of Modern Slavery

Types of Cases



Modern Slavery Cases (one or more indicators of modern slavery identified)

Non-Modern Slavery Cases (other crimes, vulnerabilities, needs, risks)

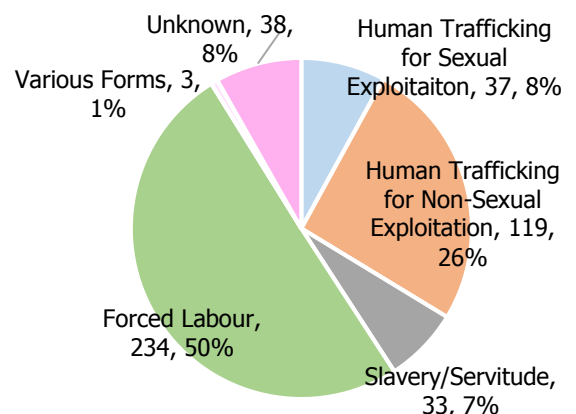
Non-Substantive Cases (wrong number, hang ups, inaudible connection)

General Information Cases (media, info about helpline, general Qs about MS in the UK)

Indicators of modern slavery reported to the Helpline include - but are not limited to - passport confiscation, little or no pay, debt bondage, isolation, monitoring, physical abuse, and demeaning/dehumanising treatment. Many of the general information cases relate to requests for Helpline materials and media interviews. A significant proportion of Non-Modern Slavery cases handled by the Helpline relate to potential labour abuse, payment issues or employment contract concerns. Modern Slavery cases reported to the Helpline may be from various locations in the UK (including abroad), and may not be city or town specific.

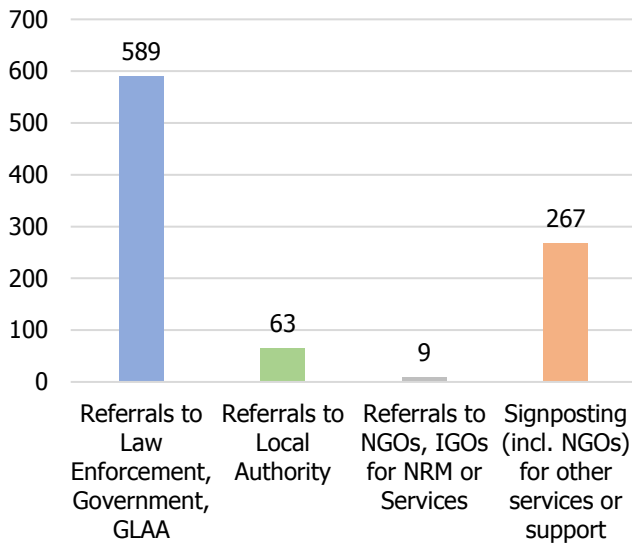
These categories correspond with the offences in the Modern Slavery Act 2015 and the National Crime Agency's published National Referral Mechanism statistics. Notably, half of the Modern Slavery cases this quarter were for 'forced labour' and, when added to the number of Non-Sexual Exploitation cases, account for over three quarters of cases raised. Instances of Domestic Servitude may either be classified as Human Trafficking for Non-Sexual Exploitation or Slavery/Servitude. Cases involving more than one form of MS are recorded as 'various'. Cases recorded as 'unknown' may result from a technical assistance call with a professional dealing with a victim where the specific details of the exploitation type are not disclosed on the call.

Type of Modern Slavery



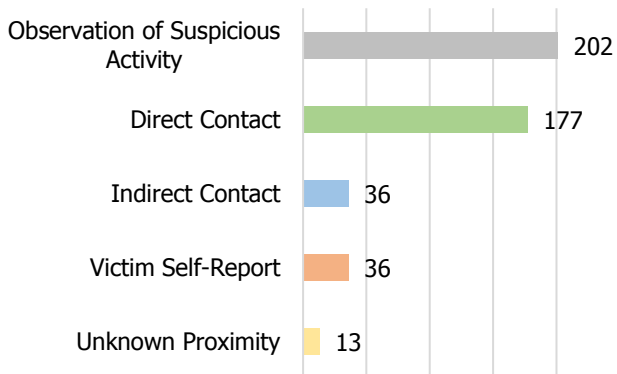


928 Referrals and Signposts



The number of Referrals and Signposts include those made on Non-MS Cases. Referrals may be made for other crimes indicated or non-MS related safeguarding concerns. Cases may have more than one referral or signpost made. Additional referrals may be made as new information is obtained on a case. Conversely, no referral may be made on a case, where that is appropriate.

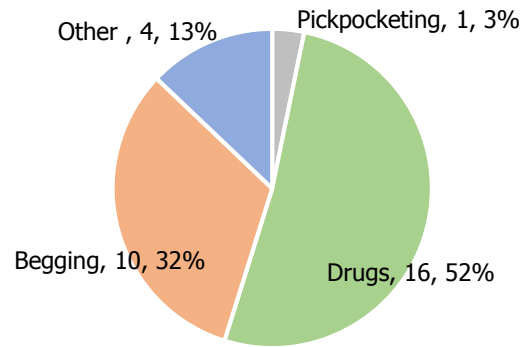
Proximity of Caller to the Victim(s) in Modern Slavery Cases



In 50% of cases recorded as MS, either the victim themselves called the Helpline or someone who has direct contact with the potential victim called. Callers in direct contact with a victim may include an NGO, friends or family of the potential victim, health professional, police, or local authority personnel such as social services. Indirect contact is recorded where the caller knows of the situation or the individual involved but has not had direct contact with the potential victim themselves. This may be where the caller has been told of a situation that involves a friend of a friend. Observation of suspicious activity refers to third-party tip offs where the information provided by the caller is often very limited.



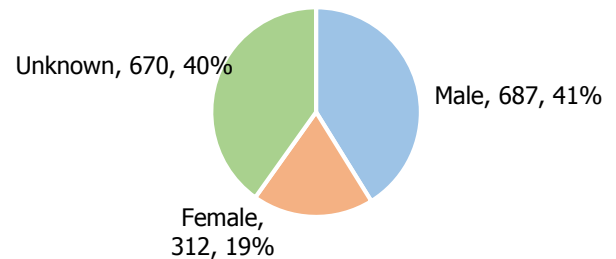
Type of Criminal Exploitation



The number of criminal exploitation cases this quarter remains consistent with last quarter (31 this quarter, 30 in quarter two 2018).

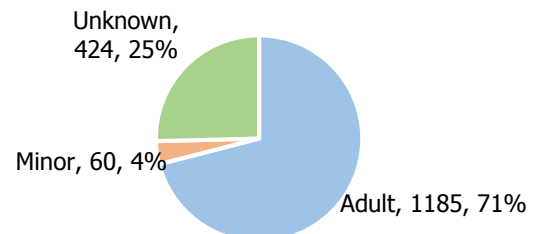
'Other' crimes include illegal sales, fraud and money laundering. Drug trafficking continues to be the largest crime reported in situations of criminal exploitation. With the recent increase in County Line cases and news coverage of such cases, this is not surprising.

Gender of Potential Victims of Modern Slavery



The gender of potential victims is recorded by the Helpline where provided by the caller. If the caller is unable to specify the gender of indicated victims, for example, where there's a group of potential victims, 'unknown' is recorded.

Age of Potential Victims of Modern Slavery



Potential victims' ages are recorded based on caller information. If the caller does not know the age of the victim, 'unknown' is recorded. In all cases, the Helpline seeks to establish if a minor is involved in a situation.

England



883 Calls relating to cases in England



274 Online Reports



22 App Reports



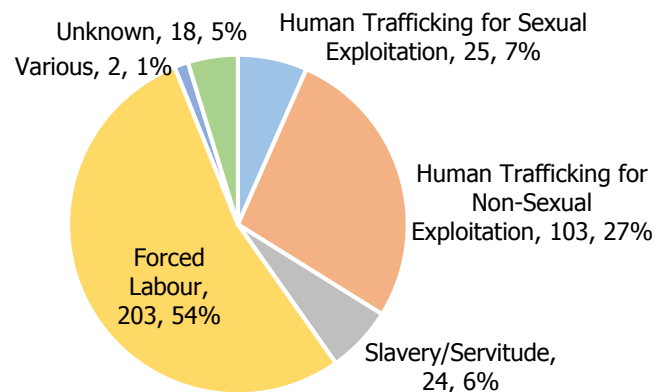
375 Cases of Modern Slavery




1474 Potential Victims of Modern Slavery

The Helpline may receive multiple calls about one case. For example, a case may start with an online report and then subsequent calls about that case could be made into the Helpline. Calls are recorded relating to cases of modern slavery reportedly occurring in England, but the caller may be calling from another country. The caller may also talk in general terms about cases in England but may not specify a town, city or county.

Type of Modern Slavery



Common Potential Victims Nationalities



If a caller indicates a potential victim is from a region, such as Eastern Europe, the nationality is reported as 'unknown'. The nationality of 921 potential victims is recorded as unknown. Some potential victims were reported as having dual nationality, so the totals may be higher than the total number of potential victims indicated for England (1474).

Single victims with the following nationalities were reported: Chad, Colombia, Croatia, Czech Republic, Ecuador, India, Indonesia, Italy, Jamaica, Japan, Kyrgyzstan, Malaysia, Morocco, Myanmar, Portugal, Saint Vincent and the Grenadines, Slovakia, Sri Lanka and Ukraine.



Locations of Exploitation in England

	Total # of Modern Slavery Cases	Type of Exploitation						Total # of Victims	Adults			Minors			Unknown Age			Total # of Modern Slavery Referrals	
		Slavery/ Servitude	Forced Labour	HT Sexual Exploitation	HT Non-Sexual Exploitation	Unknown	Various		Male	Female	Unknown	Male	Female	Unknown	Male	Female	Unknown	Police	Local Authority
England	375	24	203	25	103	22	2	1474	529	190	350	15	18	13	83	40	236	367	33
Avon and Somerset Constabulary	26	2	9	1	10	4		77	30	12	14	1	3		2	4	11	19	3
Bedfordshire Police	3		1	1	1			8	1	1	2			4				1	1
Cambridgeshire Constabulary	4		4					8	1		2				3		2	4	
Cheshire Constabulary	2		1		1			6		1				4	1			5	
Cleveland Police	5		3	1	1			12	6	4							2	4	
Cumbria Constabulary	4		4					14	3							2	9	3	
Derbyshire Constabulary	7	1	5		1			23	13		1			1			8	10	1
Devon & Cornwall Constabulary	9		4		4	1		53	11	4	32				3	1	2	9	1
Dorset Police	1				1			2	2									2	
Durham Constabulary	2	1	1					4	3	1								2	1
Essex Police	11		8		3			67	23	3	31				2		8	10	
Gloucestershire Constabulary	4		3		1			14	6	2	4				2			3	1
Greater Manchester Police	17		9	1	6	1		39	16	4		3	2				15	14	2
Hampshire Constabulary	8		7		1			47	20	16					2	1	8	9	
Hertfordshire Constabulary	10	1	5	1	4			31	11	1	16	1	2				2	7	2
Humberside Police	2	1	1					15		10					4	1		2	
Kent Police	13	1	7		5			110	22	10	64				2	2	10	10	1
Lancashire Constabulary	15	2	9		3	1		40	15	3		1	2		11	1	7	11	4
Leicestershire Constabulary	7		6		1			17	11	3						1	2	7	1
Lincolnshire Police	3		2		1			9	7						2			1	
Merseyside Police	3		2		1			5	2				1			2		5	1
Metropolitan Police Service	82	10	36	8	21	6	1	252	106	54	40	3	4	3	17	9	16	47	5
Norfolk Constabulary	6		3	1	2			22	3	4	8	3			1		3	4	1
Northamptonshire Police	6		2		3			15	10	2	2							5	
North Yorkshire Police	3		2		1			19	13		6							2	
Nottinghamshire Police	12		11		1			50	37	2	6	1					4	12	1



Locations of Exploitation in England (continued)

	Total # of Modern Slavery Cases	Type of Exploitation						Total # of Victims	Adults			Minors			Unknown Age			Modern Slavery Referrals	
		Slavery/Servitude	Forced Labour	HT Sexual Exploitation	HT Non-Sexual Exploitation	Unknown	Various		Male	Female	Unknown	Male	Female	Unknown	Male	Female	Unknown	Police	Local Authority
South Yorkshire Police	2		1	1				4		2						2	1		
Staffordshire Police	4		1		2	1		14	11	1		2					4	1	
Suffolk Constabulary	5		2		3			21	15	1		1				4	4		
Surrey Police	13		12		1			59	33	8	10		1		1	1	5	15	1
Sussex Police	5	1	1	1	2			28	5	16	2					3	7	1	
Thames Valley Police	24	2	12	1	6	2	1	137	29	20	33	2		2	5	1	45	20	
Warwickshire Police	4		1		3			7									7		
West Mercia Constabulary	6		4		2			35	5		15	1			8	4	2	6	
West Midlands Police	25	2	13	4	6	1		92	31	6	35		1	1	8	4	10	23	2
West Yorkshire Police	14	1	5	2	6	1		96	9	6	9			2	2	4	73	10	1
Wiltshire Constabulary	7		5		2			26	20	2	4							6	
Unknown	10	1		4	3	2		12	2	6		1	2			1		5	

Scotland



32 Calls relating to cases in Scotland



12 Online Reports



1 App Report

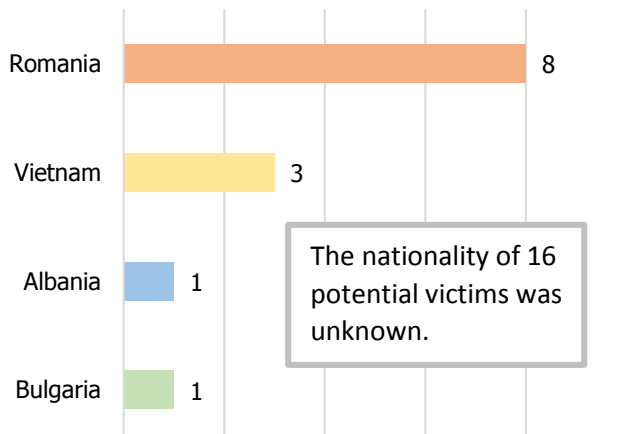


9 Cases of Modern Slavery

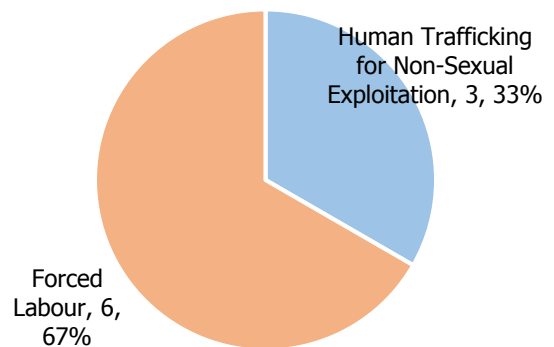


29 Potential Victims of Modern Slavery

Potential Victim Nationalities



Type of Modern Slavery



This quarter saw a decrease in the number of contacts and cases from Scotland. However, as has been consistent, forced labour is the most common type of modern slavery in Scotland.



Locations of Exploitation in Scotland

	Total # of Modern Slavery Cases	Type of Exploitation						Total # of Victims	Adults			Minors			Unknown Age			Total # of MS Referrals Submitted	
		Slavery/ Servitude	Forced Labour	HT Sexual Exploitation	HT Non-Sexual Exploitation	Unknown	various		Male	Female	Unknown	Male	Female	Unknown	Male	Female	Unknown	Police	Local Authority
Police Scotland	9		6	3			29	12	1	8				2		6	14	2	

The number of potential victims and modern slavery cases when summed by city may be higher than the total number of victims and cases indicated for Scotland. This is because a victim may have been reported as having been exploited in more than one location.

Wales



34 Calls relating to cases in Wales



11 Online Reports

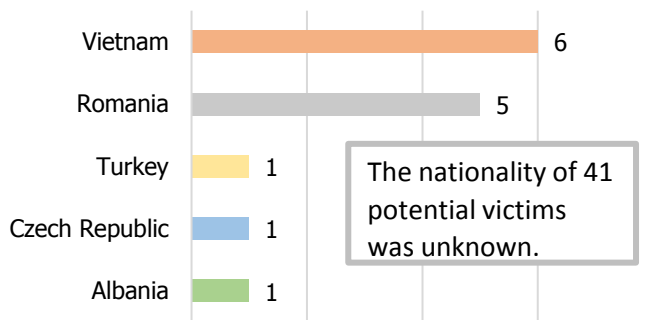


17 Cases of Modern Slavery

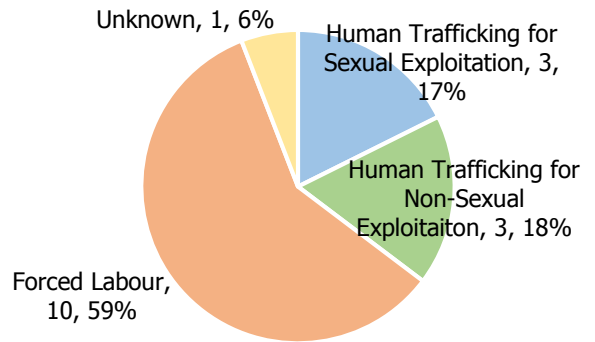


55 Potential Victims of Modern Slavery

Potential Victim Nationalities



Type of Modern Slavery



Unlike England and Scotland, Vietnamese was the most common nationality of Modern Slavery in Wales.



Locations of Exploitation in Wales

	Total # of Modern Slavery Cases	Type of Exploitation						Total # of Victims	Adults			Minors			Unknown Age			Total # of MS Referrals Submitted	
		Slavery/Servitude	Forced Labour	HT Sexual Exploitation	HT Non-Sexual Exploitation	Unknown	various		Male	Female	Unknown	Male	Female	Unknown	Male	Female	Unknown	Police	Local Authority
Dyfed Powys Police	1				1			3								3	3		
Gwent Police	2		2					12				1			2	9	4		
North Wales Police	6		4	1	1			27	6	9	12						5		
South Wales Police	8		4	2	1	1		13	3	2		3	1		3	1	4	4	

Northern Ireland



11 Calls relating to cases in Northern Ireland



5 Online Reports

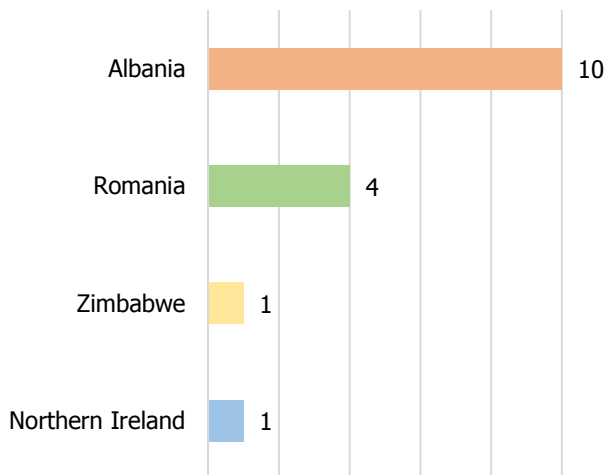


4 Cases of Modern Slavery

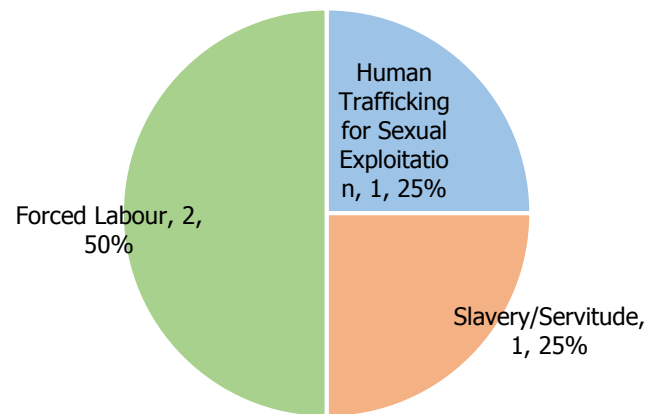


16 Potential Victims of Modern Slavery

Potential Victims Nationalities



Types of Modern Slavery



This quarter showed a 300% increase (from 4 to 16) in the number of potential victims from last quarter in Northern Ireland. Northern Ireland was the only country to list Albanian victims as the most common nationality reported.



Locations of Exploitation in Northern Ireland

	Total # of Modern Slavery Cases	Type of Exploitation						Total # of Victims	Adults			Minors			Unknown Age			Total # of MS Referrals Submitted	
		Slavery/Servitude	Forced Labour	HT Sexual Exploitation	HT Non-Sexual Exploitation	Unknown	various		Male	Female	Unknown	Male	Female	Unknown	Male	Female	Unknown	Police	Local Authority
PSNI	4	1	2	1			16	1	3	2				1	1	8	2		



Referrals to UK-Wide Agencies

	Total # of Modern Slavery Cases	Type of Exploitation						Total # of Victims	Adults			Minors			Unknown Age			Total # of Referrals Submitted
		Slavery/ Servitude	Forced Labour	HT Sexual Exploitation	HT Non-Sexual Exploitation	Unknown	Various		Male	Female	Unknown	Male	Female	Unknown	Male	Female	Unknown	
National Crime Agency	28	4	9	6	8	1	1	181	12	26	15	6	4	6	7	12	93	29
GLAA	24		19		5			224	80	8	98	1		7	15	3	12	24



502 Calls relating to new cases outside the UK or an unknown location



135 Online Reports



15 App Reports



59 Cases of Modern Slavery



95 Potential Victims of Modern Slavery

Country	Type of Exploitation						Total # of Potential MS Victims	Country	Type of Exploitation						Total # of Potential MS Victims
	Slavery/Servitude	Forced Labour	HT Sexual	HT Non-Sexual	Unknown	Various			Slavery/Servitude	Forced Labour	HT Sexual	HT Non-Sexual	Unknown	Various	
Albania			1				1	Romania				2			2
Belgium			1				1	Russia				1			1
China				1		1	2	Saudi Arabia	3						3
Costa Rica					1		1	South Africa		1					2
France	2		1	1	1		6	Spain			1	1			2
Germany	1		1				3	Thailand		1					1
Greece			1				3	Turkey			1		1		3
Iran		2	1				14	UAE	1						3
Italy	1	1	2				7	United States		1	1	2			8
Libya	2		1	2			13	Unknown	3	6	2	4	17	1	41
Netherlands		1	1				4	Vietnam						1	1



Outside of the Modern Slavery cases shown in the table, the Helpline received general information and non-MS cases from various countries.

The Modern Slavery cases when summed by country may exceed the total number of Modern Slavery Cases this quarter, because a single case (or victim) may report exploitation in multiple countries.

Disclaimer: This report represents a summary of the calls received into the UK-wide Modern Slavery Helpline and Resource Centre between July and September 2018. It is not intended to provide a comprehensive assessment of modern slavery in the UK. The number of potential modern slavery cases and victims indicated are based on the information provided to the Helpline at the time of the contact. The Helpline does not corroborate or seek to prove the information provided.