



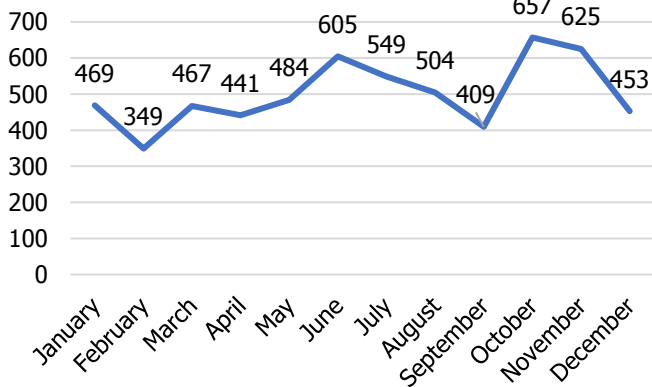
Q4 Statistical Report 2018 Summary

Overall Quarter 4 Observations

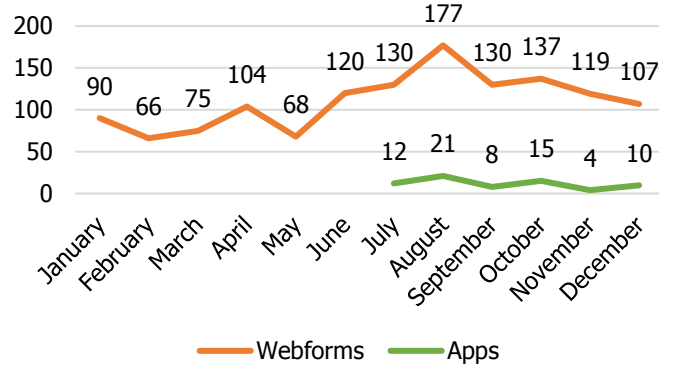
- October yielded the highest number of monthly calls to the Helpline to date. Quarter four shows a 19% increase in calls in comparison to the previous quarter.
- Calls were received from all four UK countries and spanned 38 police forces across England and 4 police forces in Wales.
- The most prevalent nationality for victims reported to the Helpline varied by country. Romanian was the most common nationality for cases in England (180), whilst for Scotland the most common nationality was Filipino (21) and for Wales, the most common nationalities were Bangladeshi and Romanian (2). The most prevalent nationality in Northern Ireland was Polish (10).



Helpline Calls



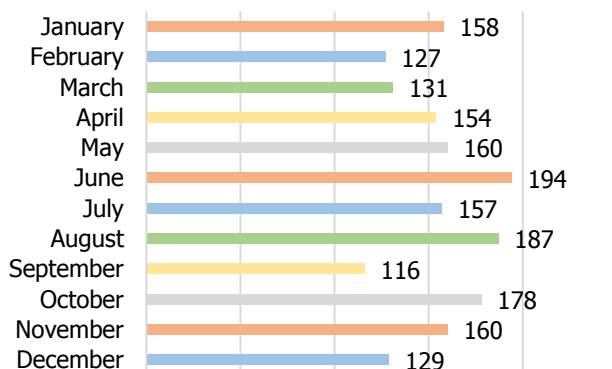
Webform and App Submissions



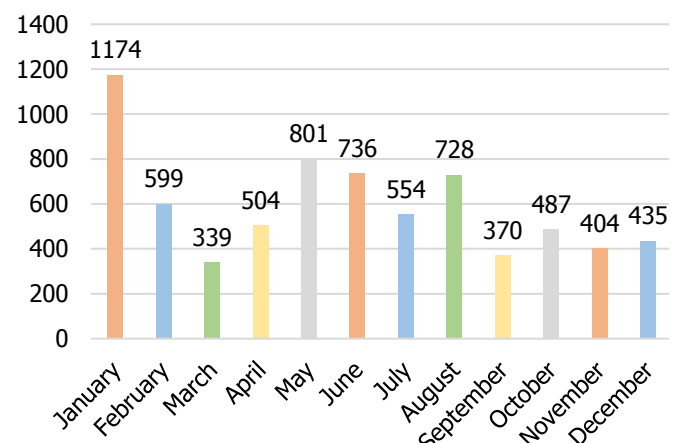
Since the launch of the Unseen App in July 2018 the Helpline has received 70 App submissions. Similar to the 61% increase in the number of Helpline calls and 5% increase in webforms from September to October, there was a 183% increase in the number of App submissions from September to October; October being the month of Anti-Slavery Day and the Helpline's 2-year anniversary.



Number of Modern Slavery Cases



Potential Victims Indicated



The number of potential victims of Modern Slavery may vary significantly between months and is not expected to vary in direct proportion to the number of Modern Slavery cases, as some single cases of Modern Slavery may indicate several victims in one situation of exploitation.



modern
slavery
helpline

October-December 2018 Totals



1735 Calls into the Helpline – 08000 121 700



363 Online Reports – modernslaveryhelpline.org/report



29 App Submissions – Unseen App

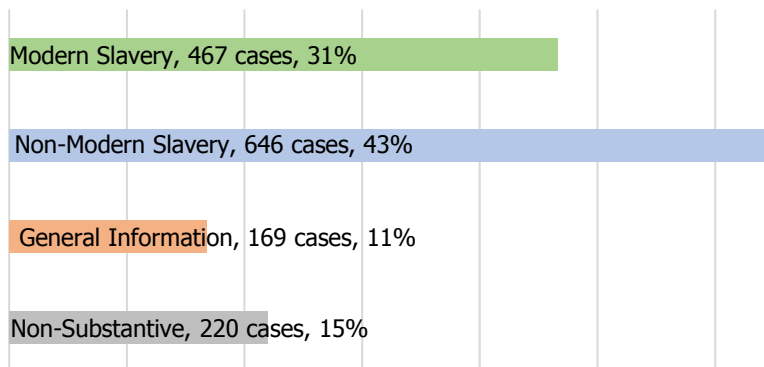


1502 Cases | **467** Cases of Modern Slavery



1326 Potential Victims of Modern Slavery

Types of Cases



Modern Slavery Cases (one or more indicator of modern slavery identified)

Non-Modern Slavery Cases (other crimes, vulnerabilities, needs, risks)

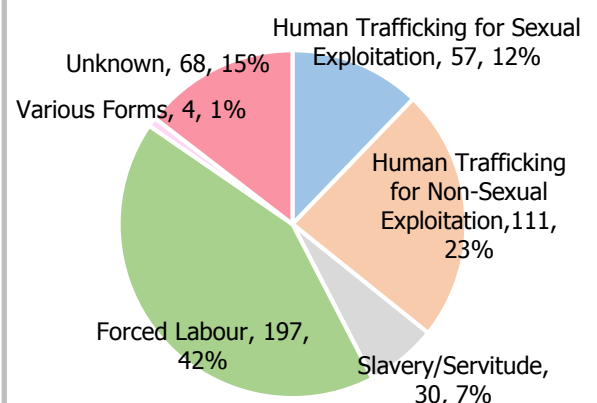
General Information Cases (media, info about Helpline, general Qs about MS in the UK)

Non-Substantive Cases (wrong number, hang ups, inaudible connection)

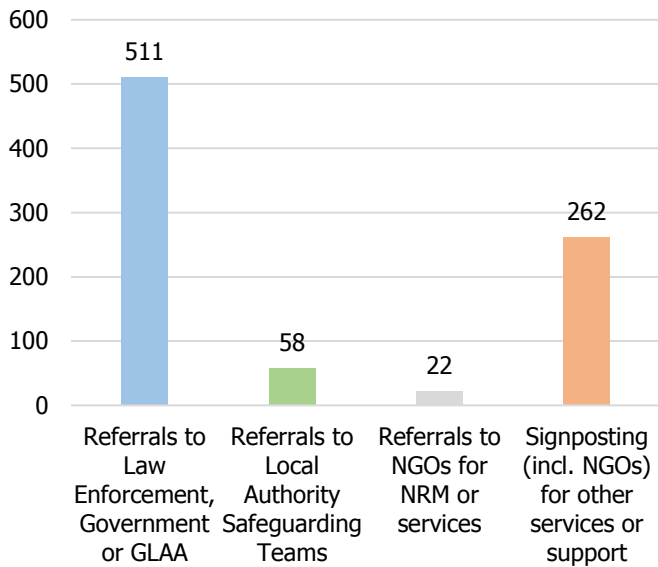
Indicators of Modern Slavery reported to the Helpline include, but are not limited to, passport confiscation, little or no pay, debt bondage, isolation, monitoring, physical abuse, and demeaning/dehumanising treatment. Many of the general information cases relate to requests for Helpline materials and media interviews. A significant proportion of Non-Modern Slavery cases handled by the Helpline relate to potential labour abuse, payment issues or employment contract concerns. Modern Slavery cases reported to the Helpline may be from various locations in the UK (including abroad), and may not be city or town specific.

These categories correspond with the offences in the Modern Slavery Act 2015 and the National Crime Agency's published National Referral Mechanism statistics. Notably in the fourth quarter, almost half of the Modern Slavery cases were 'forced labour'. Forced Labour cases include cases of Forced Prostitution, that differ from Human-Trafficking for Sexual Exploitation as movement of the victim is not involved. Instances of Domestic Servitude may either be classified as Human Trafficking for Non-Sexual Exploitation or Slavery/Servitude. Cases involving more than one form of Modern Slavery are recorded as 'various'. Cases recorded as 'unknown' may result from a technical assistance call with a professional dealing with a victim where the specific details of the exploitation type are not disclosed on the call.

Type of Modern Slavery

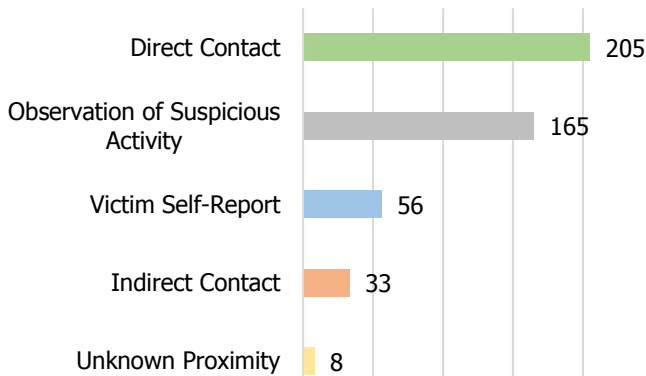


853 Referrals and Signposts



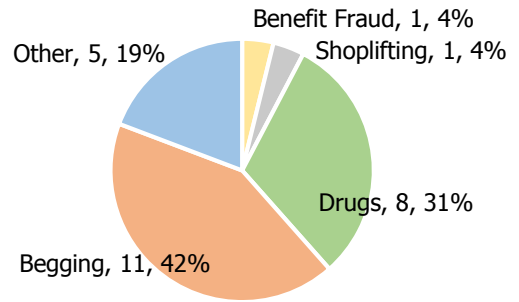
The number of referrals and signposts include those made on Non-MS cases. Referrals may be made for other crimes indicated or Non-MS related safeguarding concerns. Cases may have more than one referral or signpost made. Additional referrals may be made as new information is obtained. Conversely, no referral may be made on a case, where that is appropriate.

Proximity of Caller to the Victim(s) in Modern Slavery Cases



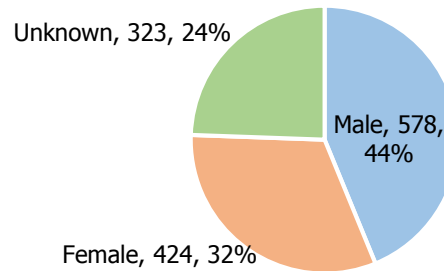
In 56% of the Modern Slavery cases reported to the Helpline, the caller was a victim self-reporting (12%) or someone in direct contact with the victim (44%). Callers in direct contact with a victim may include an NGO, friends or family of the potential victim, health professional, police, or local authority personnel such as social services. Indirect contact is recorded where the caller knows of the situation or the individual involved but has not had direct contact with the potential victim themselves. This may be where the caller has been told of a situation that involves a friend of a friend. Observation of suspicious activity refers to third-party tip offs where the information provided by the caller is often very limited.

Types of Criminal Exploitation



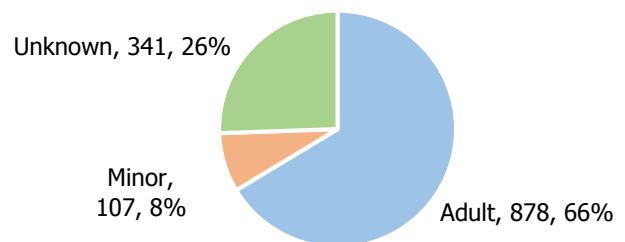
There were 26 Criminal Exploitation cases reported to the Helpline. 'Other' crimes include arson and stealing, gambling criminality, rape, and GBH, burglary and one case of unknown Criminal Exploitation.

Gender of Potential Victims of Modern Slavery



The gender of potential victims is recorded by the Helpline where this is provided by the caller. If the caller is unable to specify the gender of indicated victims, 'unknown' is recorded. One transgender female potential victim was reported.

Age of Potential Victims of Modern Slavery



Potential victims' ages are recorded based on caller information. If the caller does not know the age of the victim, 'unknown' is recorded. In all cases, the Helpline seeks to establish if a minor is involved in a situation.

England



1062 Calls relating to cases in England



253 Online Reports



14 App Submissions



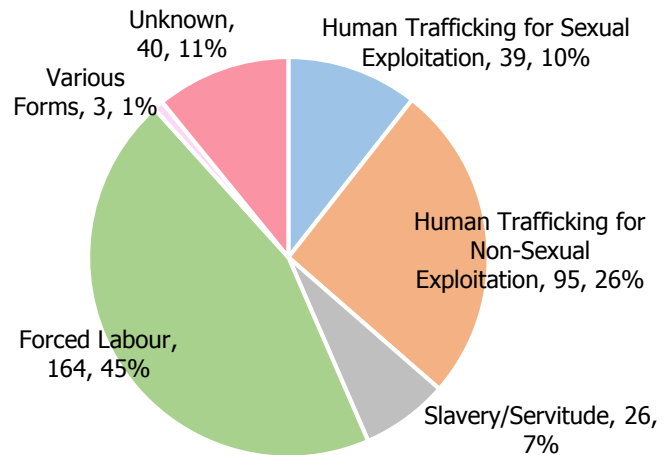
367 Cases of Modern Slavery



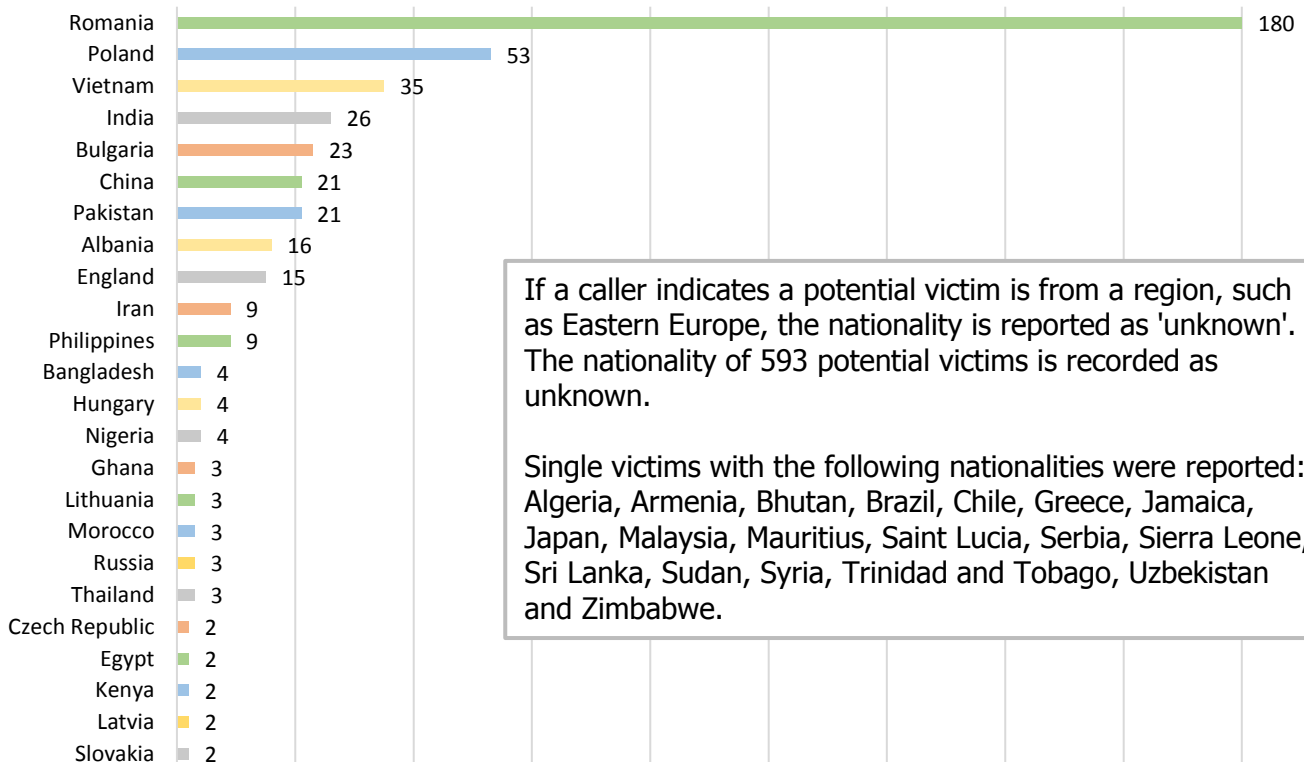
1057 Potential Victims of Modern Slavery

The Helpline may receive multiple calls about one case. For example, a case may start with an online report and then subsequent calls about that case could be made into the Helpline. Calls are recorded relating to cases of Modern Slavery reportedly occurring in England, but the caller may be calling from another country. The caller may also talk in general terms about cases in England but may not specify a particular town, city or county.

Type of Modern Slavery



Common Potential Victim Nationalities



If a caller indicates a potential victim is from a region, such as Eastern Europe, the nationality is reported as 'unknown'. The nationality of 593 potential victims is recorded as unknown.

Single victims with the following nationalities were reported: Algeria, Armenia, Bhutan, Brazil, Chile, Greece, Jamaica, Japan, Malaysia, Mauritius, Saint Lucia, Serbia, Sierra Leone, Sri Lanka, Sudan, Syria, Trinidad and Tobago, Uzbekistan and Zimbabwe.



Locations of Exploitation in England

	Total # of Modern Slavery Cases	Type of Exploitation						Total # of Victims	Adults			Minors			Unknown Age			Modern Slavery Referrals	
		Slavery/ Servitude	Forced Labour	HT Sexual Exploitation	HT Non-Sexual Exploitation	Unknown	Various		Male	Female	Unknown	Male	Female	Unknown	Male	Female	Unknown	Police	Local Authority
England	367	25	164	39	96	40	3	1057	361	222	97	28	23	21	91	52	162	264	41
Avon & Somerset Constabulary	13		5	2	3	2	1	33	9	17						1	6	8	1
Bedfordshire Police	4	2	1		1			6	3	3								4	
Cambridgeshire Constabulary	5		3	1	1			19	15	2							2	3	
Cheshire Constabulary	8		3	1	3	1		69	10	2	1		1			5	50	4	1
Cleveland Police	4		3		1			12	5	3	2		1		1			2	1
Cumbria Constabulary	5		2		1	2		10	6	2	1			1				3	
Derbyshire Constabulary	4		2	1	1			7	3	1							3	1	
Devon & Cornwall Constabulary	5	1	1	1	2			7	2	3				2				2	
Dorset Police	4		4					5	2	3								3	
Durham Constabulary	1		1					5	5									1	
Essex Police	7	1	4	1	1			17	5	4		1	5				2	6	2
Gloucestershire Constabulary	5	1			4			6	2	2				1	1			2	
Greater Manchester Police	21		7	4	5	4	1	56	30	8			4		1	13		13	1
Hampshire Constabulary	10	1	6		2	1		27	15	2				4	3	3		7	
Hertfordshire Constabulary	6	2	2			2		8	1	3	2		1			1		3	
Humberside Police	3		1		2			11	8	1							2	3	
Kent Police	18	1	8	1	6	2		44	15	12	7	5	1		2	1	1	13	4
Lancashire Police	11	1	7	1	1	1		22	11	4		2				5		8	3
Leicestershire Constabulary	3		1		2			30	2	21							7	1	
Lincolnshire Police	1	1						1								1		3	
Merseyside Police	6		3		2	1		40	10	1	18	2			8		1	9	2
Metropolitan Police	87	5	39	9	25	8	1	221	57	65	41	8	7	4	7	10	22	65	11
Norfolk Police	3			1	1	1		4		1	1						2	2	
Northamptonshire Police	9		6	1	2			35	18	7		1			9			7	1
Northumbria Police	4		2	2				9	5	3					1			1	
Nottinghamshire Police	7		5		2			22	2	3	7	1			5	1	3	8	2
South Yorkshire Police	10		4	3	3			15	7	4	2		2					5	
Staffordshire Police	1		1					1		1								1	
Suffolk Constabulary	3		1		1	1		8	6						1	1		3	



Locations of Exploitation in England (continued)

	Total # of Modern Slavery Cases	Type of Exploitation						Total # of Victims	Adults			Minors			Unknown			Modern Slavery Referrals	
		Slavery/Servitude	Forced Labour	HT Sexual Exploitation	HT Non-Sexual Exploitation	Unknown	Various		Male	Female	Unknown	Male	Female	Unknown	Male	Female	Unknown	Police	Local Authority
Surrey Police	6	1	3		2			33	16	3				12		2	5		
Sussex Police	9		6		2	1		28	17	6	2		2	1			8		
Thames Valley Police	19	1	12		4	2		66	14	5	7	1		1	9	3	29	18	1
Warwickshire Police	4		2		1	1		7	3	1		1		2			3	1	
West Mercia Constabulary	2	1	1	1				4	3	1							3		
West Midlands Police	17	3	4		7	3		57	8	7	2	1		15		2	22	13	3
West Yorkshire Police	23	2	11	2	6	1		88	38	10	4	9		1	24	1	1	18	4
Wiltshire Constabulary	1		1					2			2						3		
Unknown	27	2	4	9	7	5		40	14	15	1	1	3		2	4			

The number of potential victims and Modern Slavery cases recorded by force area may be higher than the total number of victims and cases indicated for England. This is because a victim may have been reported as having been exploited in more than one force area or location. Only police forces with reported cases of exploitation are listed.

Scotland

 **32** Calls relating to cases in Scotland

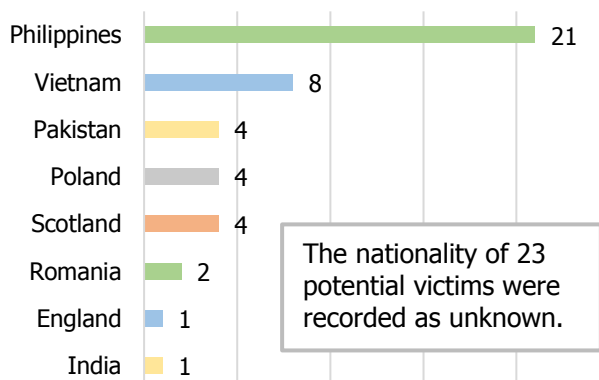
 **7** Online Reports

 **2** App Submissions

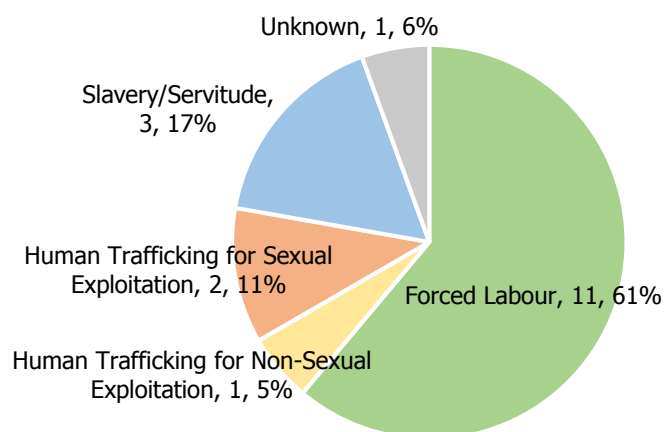
 **18** Cases of Modern Slavery

 **68** Potential Victims of Modern Slavery

Potential Victim Nationalities



Types of Modern Slavery



The number of Modern Slavery Cases with a recorded location of Scotland has doubled from 9 to 18 from Quarter 3 to Quarter 4 2018. Interestingly, the highest potential victim nationality was Filipino.



Locations of Exploitation in Scotland

	Total # of Modern Slavery Cases	Type of Exploitation						Total # of Victims	Adults			Minors			Unknown Age			Total # of MS Referrals Submitted	
		Slavery/ Servitude	Forced Labour	HT Sexual Exploitation	HT Non-Sexual Exploitation	Unknown	various		Male	Female	Unknown	Male	Female	Unknown	Male	Female	Unknown	Police	Local Authority
Police Scotland	18	3	11	2	1	1		68	17	33	4	6	2		3			11	3

The number of potential victims and Modern Slavery cases when summed by city may be higher than the total number of victims and cases indicated for Scotland, as a victim may have been reported as having been exploited in more than one location.

Wales



54 Calls relating to cases in Wales



10 Online Reports



1 App Submission

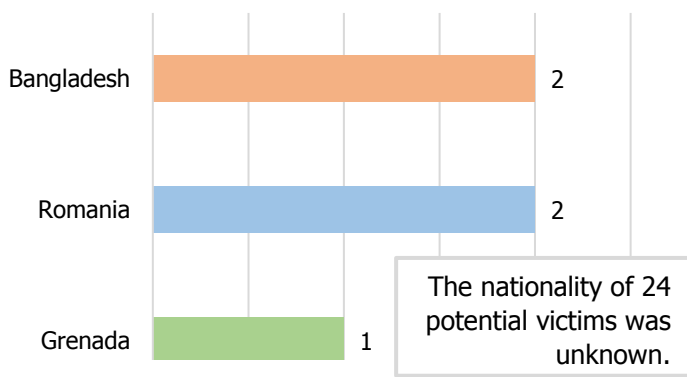


14 Cases of Modern Slavery

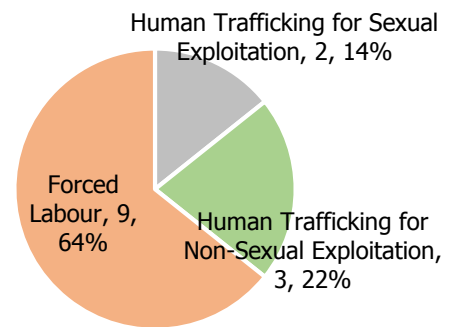


29 Potential Victims of Modern Slavery

Potential Victim Nationalities



Types of Modern Slavery



The number of calls for cases in Wales has increased by 59% from the previous quarter.



Locations of Exploitation in Wales

	Total # of Modern Slavery Cases	Type of Exploitation							Total # of Victims	Adults			Minors			Unknown Age			Total # of MS Referrals Submitted	
		Slavery/ Servitude	Forced Labour	HT Sexual Exploitation	HT Non-Sexual	Unknown	various	Male		Female	Unknown	Male	Female	Unknown	Male	Female	Unknown	Police	Local Authority	
Wales	14		9	2	3			29	8	3	3	2	1			8	4	13	2	
Dyfed Powys Police	3		1	1	1			6	1	2						3		3		
Gwent Police	2		1		1			3	1								2	1		
North Wales Police	4		3	1				7	1	1	3					2		3		
South Wales Police	5		4		1			13	5			2	1			3	2	6	2	

The number of potential victims and Modern Slavery cases when summed by city may be higher than the total number of victims and cases indicated for Wales, as a victim may have been reported as having been exploited in more than one location.

Northern Ireland

 **32** Calls relating to cases in Northern Ireland

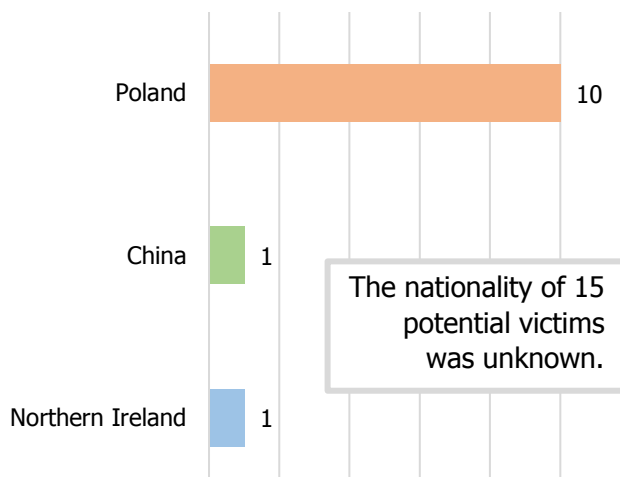
 **1** Online Report

 **2** App Submissions

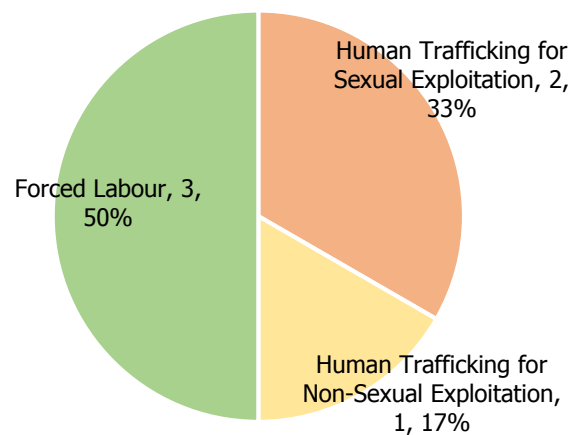
 **6** Cases of Modern Slavery

 **27** Potential Victims of Modern Slavery

Potential Victim Nationalities



Types of Modern Slavery



Interestingly, Polish was the highest nationality of potential victims reported for Northern Ireland this quarter. The number of Helpline calls increased by 190% from last quarter.



Locations of Exploitation in Northern Ireland

	Total # of Modern Slavery Cases	Type of Exploitation						Total # of Victims	Adults			Minors			Unknown Age			Total # of MS Referrals Submitted	
		Slavery/ Servitude	Forced Labour	HT Sexual Exploitation	HT Non-Sexual Exploitation	Unknown	various		Male	Female	Unknown	Male	Female	Unknown	Male	Female	Unknown	Police	Local Authority
Northern Ireland	6		3	1	1			27	6	3	10	5	1			2		6	2

The number of potential victims and Modern Slavery cases when summed by city may be higher than the total number of victims and cases indicated for Northern Ireland, as a victim may have been reported as having been exploited in more than one location.



Referrals to UK-Wide Agencies

	Total # of Modern Slavery Cases	Type of Exploitation						Total # of Victims	Adults			Minors			Unknown Age			Total # of Referrals Submitted
		Slavery/ Servitude	Forced Labour	HT Sexual Exploitation	HT Non-Sexual Exploitation	Unknown	Various		Male	Female	Unknown	Male	Female	Unknown	Male	Female	Unknown	
National Crime Agency	26	3	5	8	6	2	2	206	38	51	79	1	15	2		18	2	26
GLAA	10		7		3			119	9	2	103	1				4		10
British Transport Police	3				1	2		4		1					2		1	3



555 Calls relating to cases outside the UK or an unknown location



92 Online Reports



10 App Submissions



62 Cases of Modern Slavery



145 Potential Victims of Modern Slavery

Country	Type of Exploitation						Total # of Potential MS Victims	Country	Type of Exploitation						Total # of Potential MS Victims
	Slavery/Servitude	Forced Labour	HT Sexual	HT Non-Sexual	Various	Unknown			Slavery/Servitude	Forced Labour	HT Sexual	HT Non-Sexual	Various	Unknown	
Afghanistan				1			1	Libya						1	1
Albania				1		1	3	Luxembourg				1			1
Algeria	1						2	Mali				1			1
Bahrain			1				15	Nigeria			1			1	4
Belgium			1				2	Pakistan					1		13
Bulgaria			1				1	Poland						1	3
China				1			13	Qatar				1			1
France			2			1	6	South Africa			1				1
India					1		1	Spain				1			1
Ireland				1			1	Sudan				1			1
Italy			2				3	Turkey				1			1
Kenya		1		1			2	UAE				1			31
Kuwait				1			1	Unknown	1	8	7	5		25	81



Outside of the Modern Slavery cases shown in the table, the Helpline received general information and non-MS cases from various countries.

The Modern Slavery cases when summed by country may not equal the total number of Modern Slavery Cases this quarter, because a single case (or victim) may report exploitation in multiple countries.

Disclaimer: This report represents a summary of the calls received into the UK-wide Modern Slavery Helpline and Resource Centre between October and December 2018. It is not intended to provide a comprehensive assessment of Modern Slavery in the UK. The number of potential Modern Slavery cases and victims indicated are based on the information provided to the Helpline at the time of the contact. The Helpline does not corroborate or seek to prove the information provided.