

Executive Summary



Modern Slavery Helpline Annual Assessment 2018

2017 to 2018 Comparison



7121
potential
victims



6012
Helpline
calls



1393
webforms
and App



94 different
nationalities
of PVs

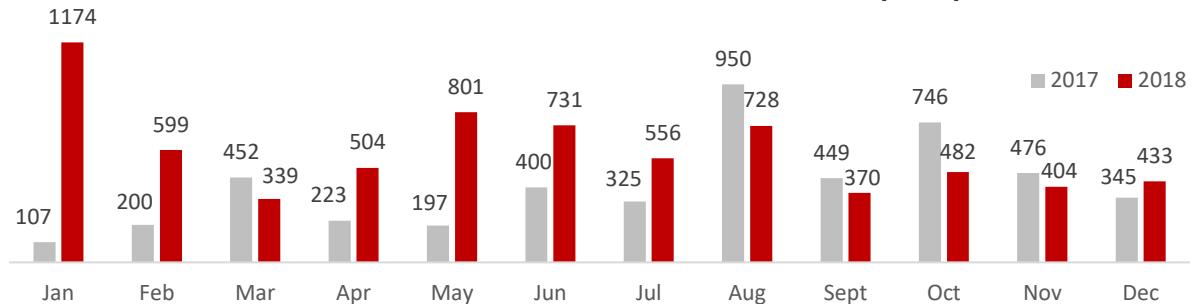


2281
referrals



1849
modern
slavery (MS)
cases

Number of Potential Victims (PVs)

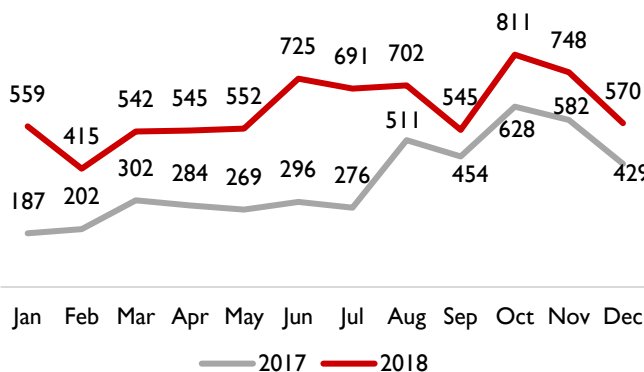


62% Increase in
calls

86% Increase in
webforms

46% Increase in
victims

Contacts: 2017 and 2018



Top PV Nationalities

2017

2018

Nationality	# PVs	Nationality	# PVs
Romania	756	Romania	1231
Poland	233	Vietnam	293
England	212	England	164
Thailand	211	Poland	154
Bulgaria	98	Bulgaria	143

61% Points of Contact were
Members of the Public on MS
cases.

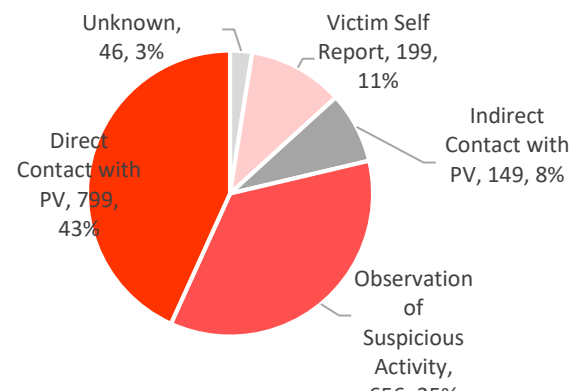
In 2018, the Helpline recorded over 5400 individual points of contact.

Top 5 ways callers heard about the Helpline:

- 1) Modern Slavery Helpline website
- 2) Internet Search
- 3) Police
- 4) Other NGO
- 5) Local Authority

37% Helpline calls received
outside 9-5 working hours
(Oct – Dec 2018)

Proximity of Callers on MS cases



54% of MS cases involved contact from the PV themselves or someone in direct contact with the PV.

Exploitation Types



LABOUR EXPLOITATION
 990 Modern Slavery Cases
 5362 Potential Victims
 1161 Potential Exploiters

SEXUAL EXPLOITATION
 262 Modern Slavery Cases
 517 Potential Victims
 373 Potential Exploiters

DOMESTIC SERVITUDE
 178 Modern Slavery Cases
 217 Potential Victims
 315 Potential Exploiters

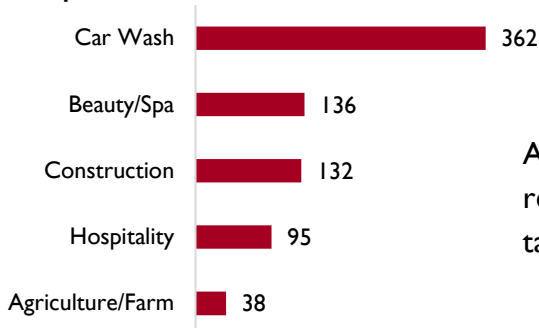
CRIMINAL EXPLOITATION
 113 Modern Slavery Cases
 270 Potential Victims
 120 Potential Exploiters

“On numerous occasions, a potential victim has informed me that I am the first person they have ever told about their exploitation and have expressed great relief when they realise that the Helpline is a place where they will be believed and taken seriously.”

-Helpline Advisor

Labour Exploitation

Top 5 Sectors - # of cases



54% of modern slavery cases involved labour exploitation

A bogus job advert reported as recruitment tactic for over **47%** of labour exploitation PVs

Top Locations of Exploitation


Location	# of PVs
Business	2682
Nail Bar	449
Private House	292
Restaurant	196
Farm	356
Factory	371
Take Away	274

Sexual Exploitation

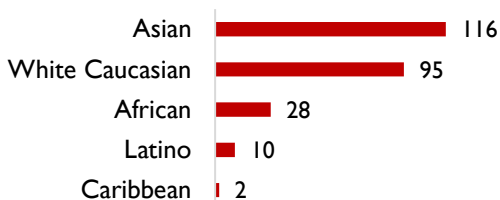
Top 3 Methods of Control

Sexual Abuse
 Isolation
 Physical Abuse

89% female PVs



Top Race/Ethnicity of PVs



Domestic Servitude


Domestic Servitude is the only exploitation type with more Potential Exploiters than Potential Victims.

41% of PEs are female

From **45** PV Nationalities, top 3 are:
 1) Nigerian
 2) Filipino
 3) Bangladeshi




One of the top 5 control methods is withholding ID documents.



Criminal Exploitation

77% PVs involved in exploitation relating to drugs were male

Drugs and Begging are the top 2 most common activities



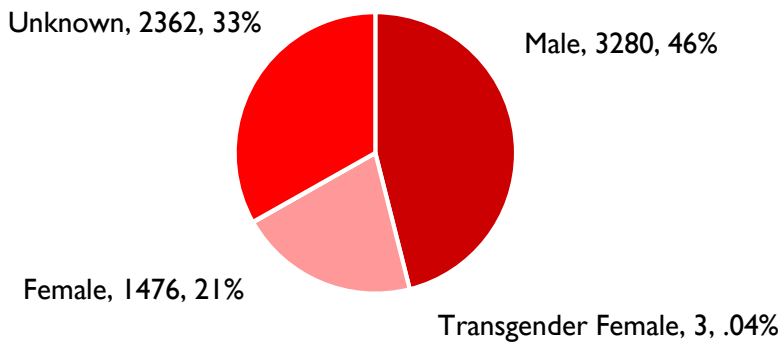
20% of PVs reported to be **English**

9% of Criminal Exploitation PVs reported to be **minors**

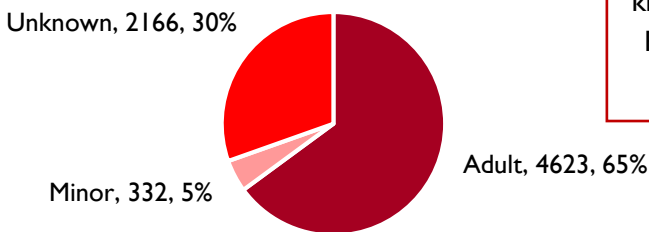
7121 Potential Victims



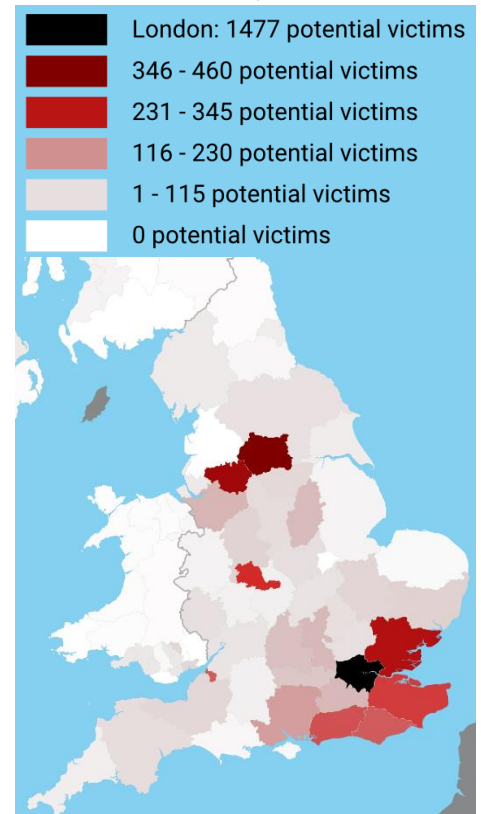
Gender of Potential Victims



Age of Potential Victims

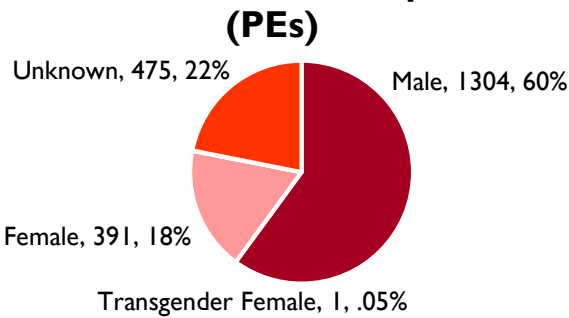


The most commonly known age bracket for PVs was 18-24 years old (594 PVs, 34%)



2171 Potential Exploiters

Gender of Potential Exploiters (PEs)



70 Different nationalities of PEs reported

18 PEs reported on 1 single case

Relationship between PE and PV



1167 employer, which was highest with labour exploitation



240 recruiter



157 familial, which was highest for domestic servitude



108 intimate partner, which was highest for sexual exploitation



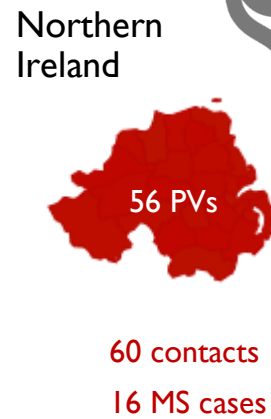
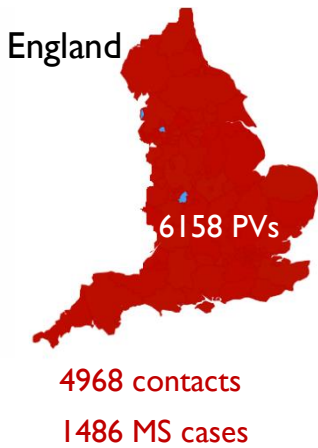
4 foster parent, all of which occurred in instances of domestic servitude

63% Modern Slavery cases where at least 1 PV and 1 PE share the same nationality

Most frequent commonalities between PV and PE nationalities:

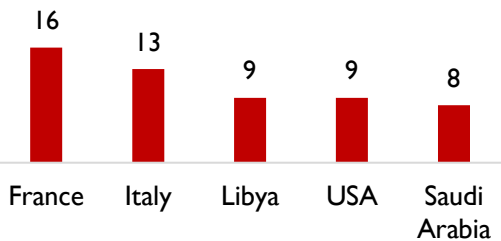
Vietnam	92%
Nigeria	85%
China	82%
India	80%
Poland	71%
Romania	63%
England	54%
Bangladesh	50%

UK Country Breakdown



187 International cases raised in 2018

Most common International Locations of Exploitation




Global Impact

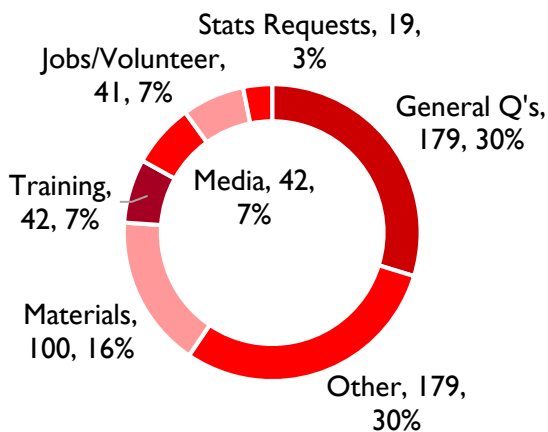
Most Common Languages on Translation Calls

Language	# of Calls
Romanian	119
Polish	84
Chinese Mandarin	73
Albanian	59
Arabic	42

Most Common Methods of Travel to the UK by PVs



General Information Cases



3382



Referrals or Signposts

Top Recipients of Referrals

Agency/Org	# of Referrals
GLAA	468
MET	304
NCA	155
West Mids	71
Thames Valley Police	63
Avon & Somerset	63

Non-Modern Slavery Cases

Most Common Situations

of Instances

Labour Abuse	831
Commercial Sex	85
Domestic Abuse	84
Sexual Abuse	82
Violence	60
Runaway/Homeless	58
Mental Health	52

25%

Labour abuse cases relate to car washes

Top Indicators of Labour Abuse

