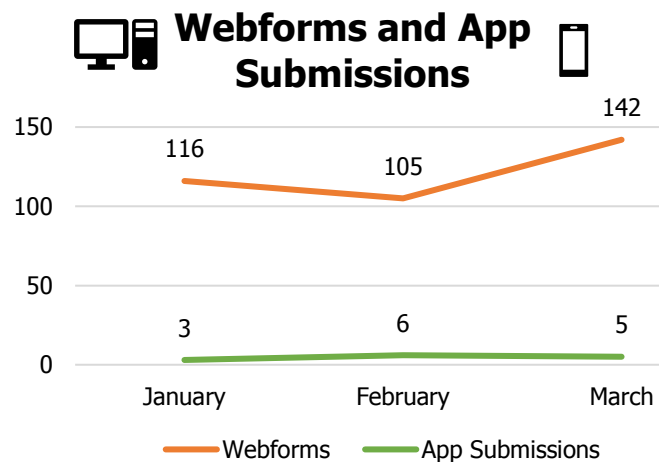
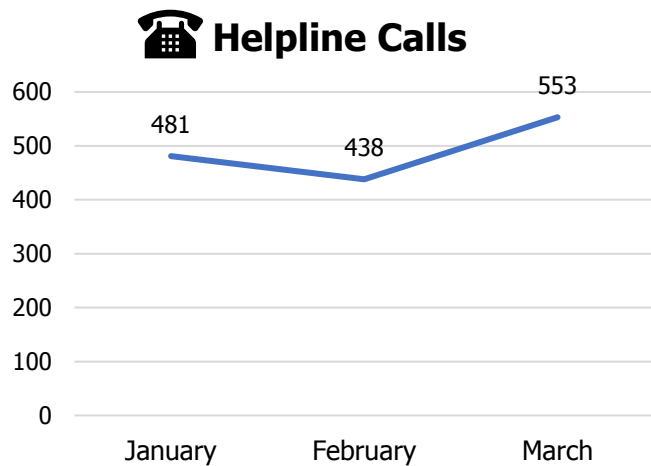




Q1 Statistical Report 2019 Summary

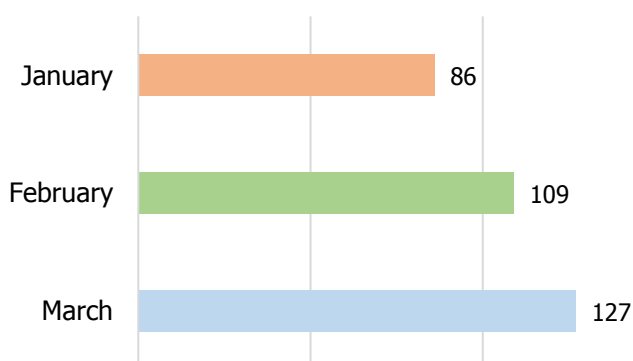
Overall Quarter 1 Observations

- Calls were received from all four UK countries and spanned 34 police forces across England and 4 police forces in Wales.
- As seen in all 4 quarters of 2018, Romanian was the highest recorded potential victim nationality for England (159), whilst for Scotland the most common was Vietnamese (2). In Wales the highest nationalities were Romanian and English (2) and in Northern Ireland the highest nationality was Romanian (2).
- To reflect what is reported in our annual reports, Modern Slavery cases are being broken down by type of exploitation, differing from previous quarterly reports that showed a breakdown of the type of Modern Slavery.

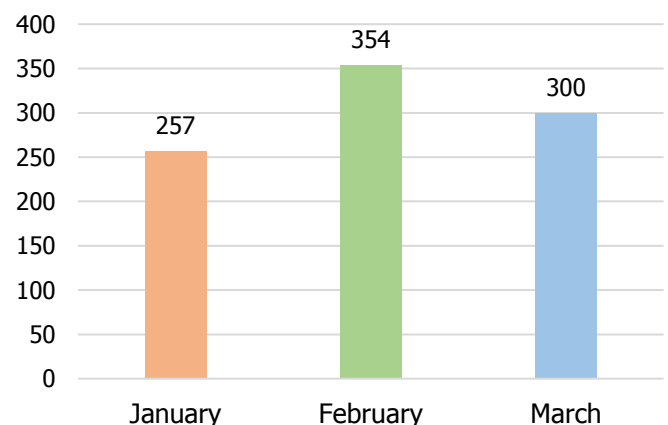


Compared to quarter 1 2018 the Helpline has seen a 15% increase in the number of calls and a 57% increase in the number of webforms. March saw the highest number of calls and webforms this quarter, with an 18% increase from the number of calls reported from March 2018. The number of webforms also increased by 89% from March 2018 to 2019.

Number of Modern Slavery Cases



Potential Victims Indicated



The number of potential victims is not expected to vary in direct proportion to the number of modern slavery cases, as some cases may indicate several victims in one situation. Callers may approximate victim numbers. The Helpline records the lowest number provided to avoid inflating figures.



modern
slavery
helpline

January - March 2019 Totals



1472 Calls into the Helpline – 08000 121 700



363 Online Reports – modernslaveryhelpline.org/report



14 App Submissions – Unseen App

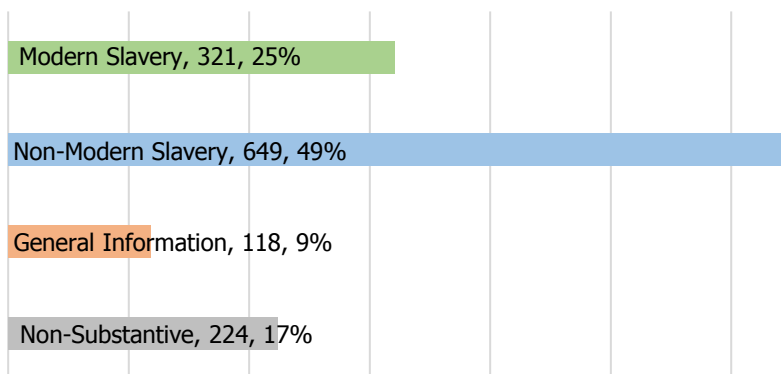


1312 Cases | **321** Cases of Modern Slavery



909 Potential Victims of Modern Slavery

Types of Cases



Modern Slavery Cases (one or more indicator of modern slavery identified)

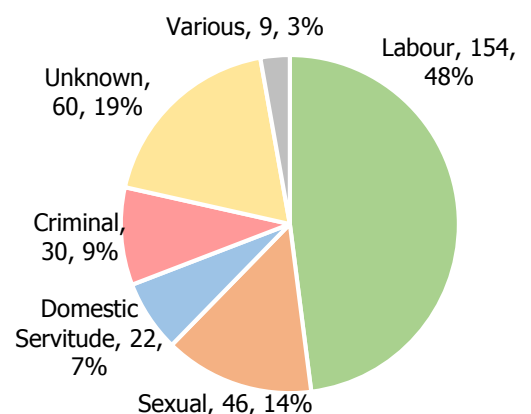
Non-Modern Slavery Cases (other crimes, vulnerabilities, needs, risks)

General Information Cases (media, info about Helpline, general Qs about MS in the UK)

Non-Substantive Cases (wrong number, hang ups, inaudible connection)

Indicators of Modern Slavery reported to the Helpline include, but are not limited to, passport confiscation, little or no pay, debt bondage, isolation, monitoring and physical abuse. Many of the general information cases relate to requests for Helpline materials and media interviews. A significant proportion of Non-Modern Slavery cases relate to potential labour abuse, payment issues or employment contract concerns. Modern Slavery cases reported to the Helpline may be from various locations in the UK or even abroad and may not be city or town specific.

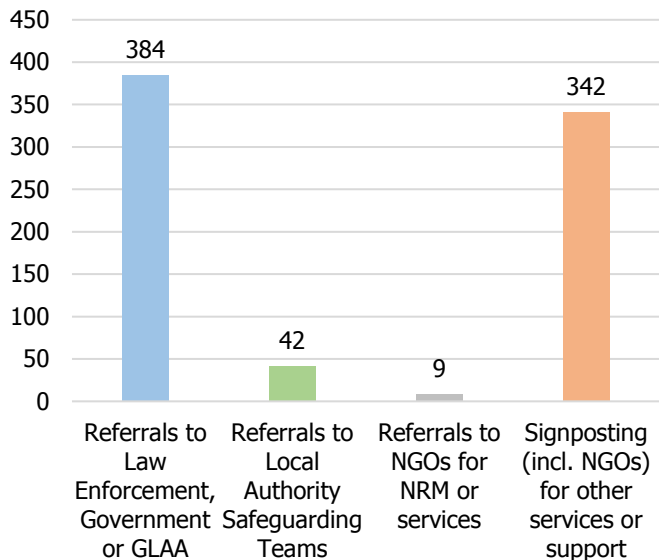
Type of Exploitation



For the first time, the Helpline has broken down Modern Slavery cases by 'Type of Exploitation' instead of categories corresponding with the offences in the Modern Slavery Act 2015. This is due to more universally understood types of exploitation reported in our Annual Assessment. Almost half of the modern slavery cases involved Labour Exploitation, often reporting locations of car washes, nail bars, construction sites, agriculture/farming or factories. Sexual Exploitation includes situations where potential victims are trafficked for this type of exploitation.

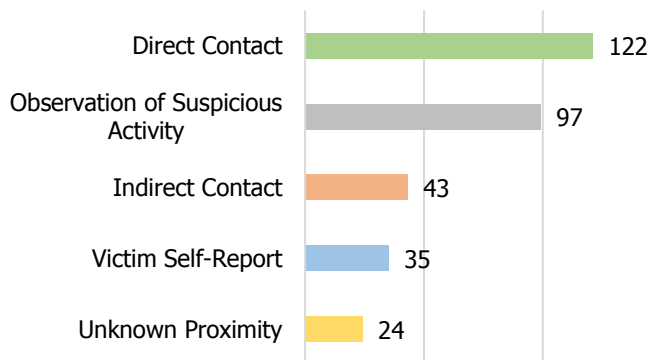


777 Referrals and Signposts



The number of referrals and signposts include those made on Non-MS cases. Referrals may be made for other crimes indicated or Non-MS related safeguarding concerns. Cases may have more than one referral or signpost made. Additional referrals may be made as new information is obtained. Conversely, no referral may be made on a case, where that is appropriate.

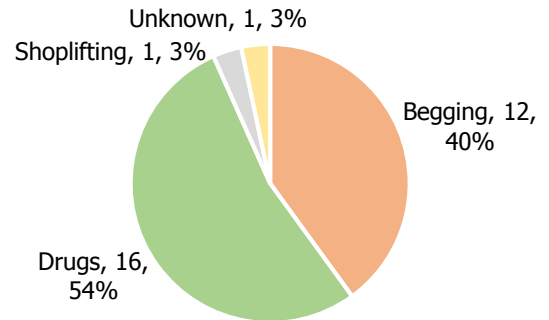
Proximity of Caller to the Victim(s) in Modern Slavery Cases



In 49% of the MS cases reported to the Helpline, the caller was a victim self-reporting (11%) or someone in direct contact with the victim (38%). Callers in direct contact with a victim may include an NGO, friends or family of the potential victim, health professional, police, or local authority personnel such as social services. Indirect contact is recorded where the caller knows of the situation or the individual involved but has not had direct contact with the potential victim themselves. This may be where the caller has been told of a situation that involves a friend of a friend. Observation of suspicious activity refers to third-party tip offs where the information provided by the caller is often very limited.

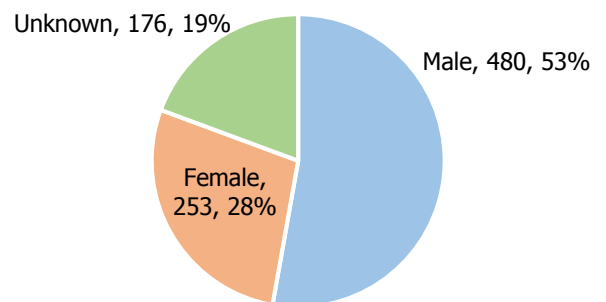


Types of Criminal Exploitation



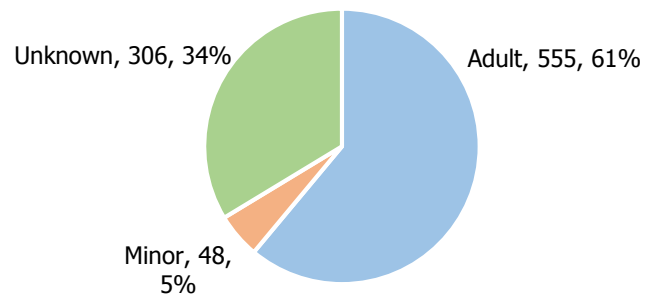
The number of Criminal Exploitation cases involving drugs has doubled from quarter 4 2018. As predicted, the number of Criminal Exploitation cases continues to rise, increasing by 19% from the past quarter.

Gender of Potential Victims of Modern Slavery



The gender of potential victims is recorded by the Helpline where this is provided by the caller. If the caller is unable to specify the gender of indicated victims, 'unknown' is recorded. One transgender female potential victim was reported.

Age of Potential Victims of Modern Slavery



Potential victims' ages are recorded based on caller information. If the caller does not know the age of the victim, 'unknown' is recorded. In all cases, the Helpline seeks to establish if a minor is involved in a situation.

England



927 Calls relating to cases in England



160 Online Reports



7 App Submissions



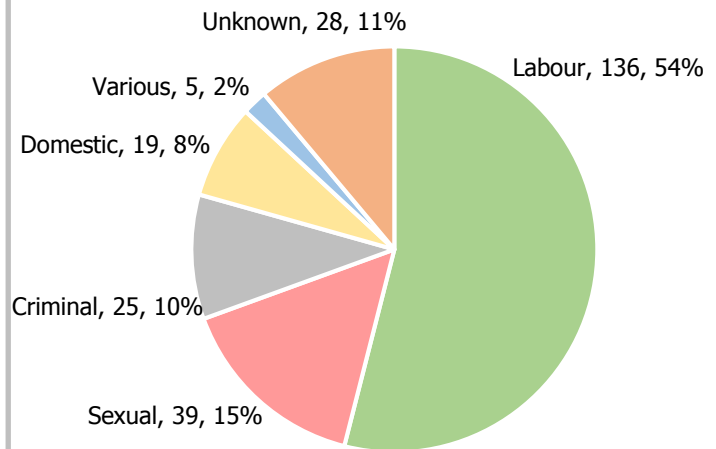
252 Cases of Modern Slavery



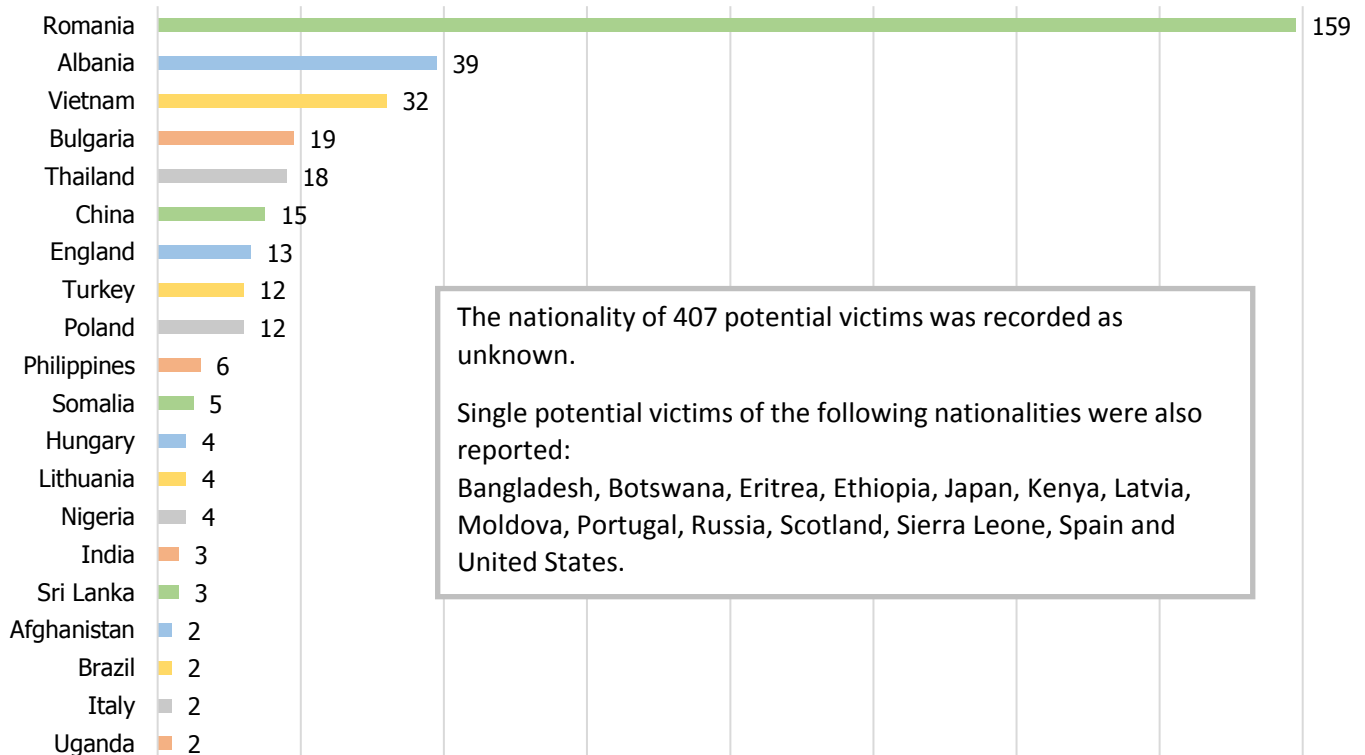
775 Potential Victims of Modern Slavery

The Helpline may receive multiple calls about one case. For example, a case may start with an online report and then subsequent calls about that case could be made into the Helpline. Calls are recorded relating to cases of Modern Slavery reportedly occurring in England, but the caller may be calling from another country. The caller may also talk in general terms about cases in England but may not specify a particular town, city or county. Along with calls on Modern Slavery cases, the 927 calls reported to occur in England may also be for Non-Modern Slavery or General Information cases with a reported caller location of England.

Type of Exploitation



Common Potential Victim Nationalities



The nationality of 407 potential victims was recorded as unknown.

Single potential victims of the following nationalities were also reported:

Bangladesh, Botswana, Eritrea, Ethiopia, Japan, Kenya, Latvia, Moldova, Portugal, Russia, Scotland, Sierra Leone, Spain and United States.



Locations of Exploitation in England

	Total # of Modern Slavery Cases	Type of Exploitation						Total # of Victims	Adults			Minors			Unknown Age			Modern Slavery Referrals	
		Labour	Sexual	Criminal	Domestic	Various	Unknown		Male	Female	Unknown	Male	Female	Unknown	Male	Female	Unknown	Police	Local Authority
England	252	136	39	25	19	5	28	775	306	140	40	15	21	4	97	58	94		
Avon & Somerset Constabulary	10	7		1			2	24	14	5		3					2	7	1
Bedfordshire Police	6	2	1	1	1		1	8	2	1						3	2	2	
Cambridgeshire Constabulary	7	5					2	17	12			1				2	2	5	1
Cheshire Constabulary	2	1	1					5	3	2								3	
Cleveland Police	2	1			1			6	5	1								2	
Derbyshire Constabulary	6	5	1					18	7	4	4		1		2			7	1
Devon & Cornwall Constabulary	2	2						16	4								12	1	
Dorset Police	1	1						1	1									1	
Durham Constabulary	1	1						10	10									2	
Essex Police	8	5	1		1		1	16	2	9				4	1			4	
Gloucestershire Constabulary	2	2						5	3								2	2	
Greater Manchester Police	14	7	2	3	1	1	1	32	13	7		1	3	1	2	1	4	8	1
Hampshire Constabulary	3		2				1	4		2		1		1				2	1
Hertfordshire Constabulary	4	2			1		1	14	1	5		1			7			3	
Humberside Police	3	2		1				9	4	3							2	2	1
Kent Police	3	2		1				12	1			1					10	2	
Lancashire Constabulary	9	4	2				3	24	14	5		1		2	2			5	
Leicestershire Constabulary	2		1		1			3		1						2		1	
Lincolnshire Police	5	5						19	5	2	2				6	1	3	5	
Merseyside Police	4	2	1					8	1							6	1	2	
Metropolitan Police	74	32	15	8	10	3	6	204	63	54	5	2	13		13	25	29	54	10
Norfolk Constabulary	2	1		1				6	6									2	
North Yorkshire Police	3	2					1	15	3	2					4	4	2	2	
Northumbria Police	6	4			1		1	9	2	1							6	3	
Nottinghamshire Police	6	4	1				1	37	25	3	6					2	1	5	
South Yorkshire Police	3		2	1				9	1	7						1		2	1
Staffordshire Police	2	2						22	22									1	
Suffolk Constabulary	2		1		1			3		3								1	
Surrey Police	7	3		1	1		2	33	20	3		3			6	1		5	2
Sussex Police	4	4	1					9	3	2	6							4	




Locations of Exploitation in England (continued)

	Total # of Modern Slavery Cases	Type of Exploitation						Total # of Victims	Adults			Minors			Unknown			Modern Slavery Referrals	
		Labour	Sexual	Criminal	Domestic	Various	Unknown		Male	Female	Unknown	Male	Female	Unknown	Male	Female	Unknown	Police	Local Authority
Thames Valley Police	14	7	3	1			3	90	25	6	14	4	1		35	3	2	12	1
West Midlands Police	14	11	1	2				24	7	3	1	1		3	1		8	12	2
West Yorkshire Police	11	10					1	43	18	3	1				12	3	6	8	
Wiltshire Constabulary	1					1		1		1								1	
Unknown	13	2	4	4	1		2	23	9	7	3				2	1	1		

The number of potential victims and Modern Slavery cases recorded by force area may be higher than the total number of victims and cases indicated for England. This is because a victim may have been reported as having been exploited in more than one force area or location. Only police forces with reported cases of exploitation are listed. For more information on data regarding referrals and case locations, please see the Frequently Asked Questions at <https://www.modernslaveryhelpline.org>

Scotland

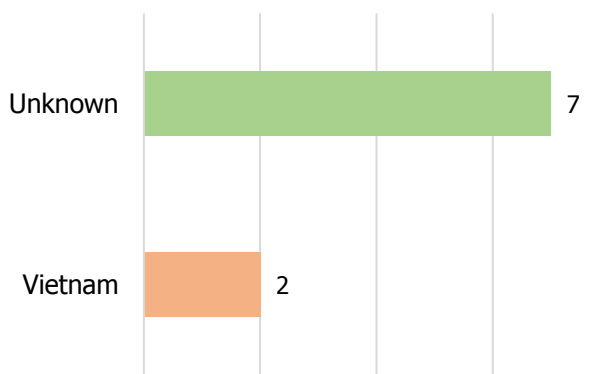
 **31** Calls relating to cases in Scotland

 **8** Online Reports

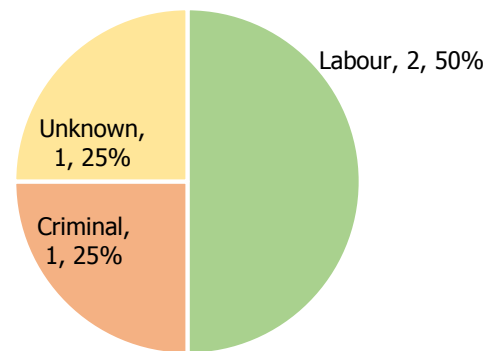
 **4** Cases of Modern Slavery

 **9** Potential Victims of Modern Slavery

Potential Victim Nationalities



Type of Exploitation



The number of contacts in Scotland remained consistent, with 39 this quarter and 41 last in the last quarter of 2018.



Locations of Exploitation in Scotland

	Total # of Modern Slavery Cases	Type of Exploitation						Total # of Victims	Adults			Minors			Unknown Age			Total # of MS Referrals Submitted	
		Labour	Sexual	Criminal	Domestic	Various	Unknown		Male	Female	Unknown	Male	Female	Unknown	Male	Female	Unknown	Police	Local Authority
Police Scotland	4	2		1			1	9	3	2				1	1	2		3	

Wales



43 Calls relating to cases in Wales



8 Online Reports



1 App Submission

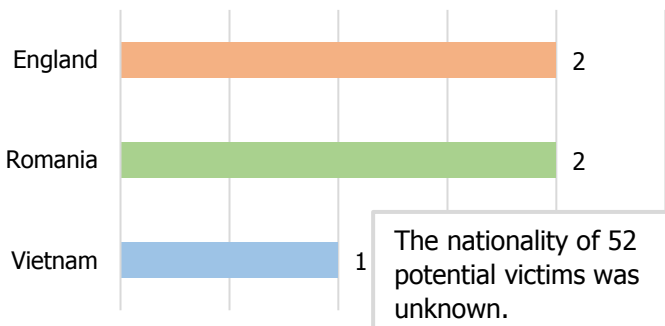


11 Cases of Modern Slavery

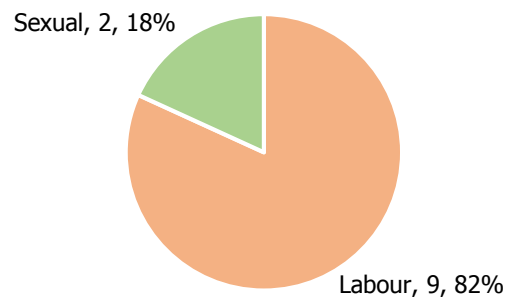


57 Potential Victims of Modern Slavery

Potential Victim Nationalities



Type of Exploitation



The number of Modern Slavery cases reported in Wales has increased by 83% from quarter 1 2018 to quarter 1 2019. The number of potential victims reported has increased by 46%.



Locations of Exploitation in Wales

	Total # of Modern Slavery Cases	Type of Exploitation						Total # of Victims	Adults			Minors			Unknown Age			Total # of MS Referrals Submitted	
		Labour	Sexual	Criminal	Domestic	Various	Unknown		Male	Female	Unknown	Male	Female	Unknown	Male	Female	Unknown	Police	Local Authority
Wales	11	9	2					57	28	1			1		3		23	11	1
Dyfed Powys Police	2	2						17	1					3		13	3		
Gwent Police	3	3						15	14							1	3		
North Wales Police	1	1						2	2								1	1	
South Wales Police	5	3	2					23	11	1			1		1	9	4	1	

Northern Ireland

 **18** Calls relating to cases in Northern Ireland

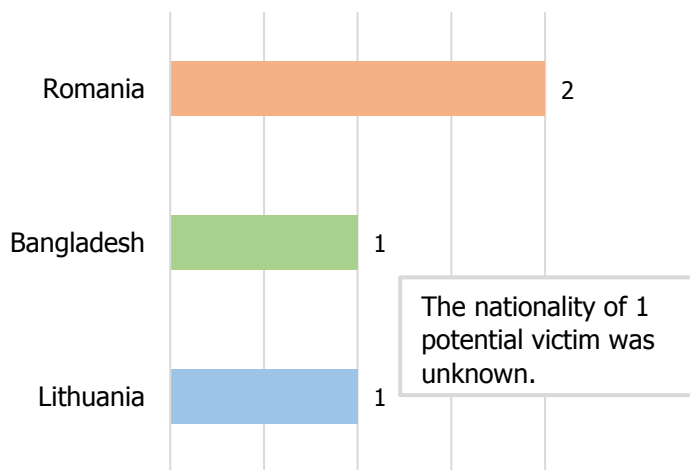
 **1** Online Report

 **1** App Submission

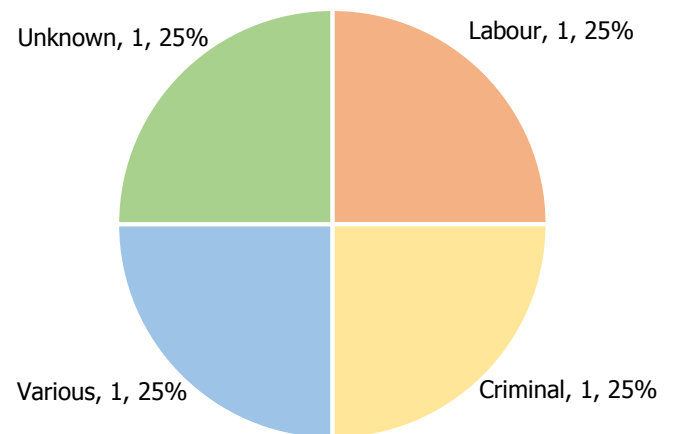
 **4** Cases of Modern Slavery

 **5** Potential Victims of Modern Slavery

Potential Victim Nationalities



Type of Exploitation



Interestingly, all 4 Modern Slavery Cases with a location of Northern Ireland were reported as having different types of exploitation. Romanian was the highest nationality of potential victims.



Locations of Exploitation in Northern Ireland

	Total # of Modern Slavery Cases	Type of Exploitation						Total # of Victims	Adults			Minors			Unknown Age			Total # of MS Referrals Submitted		
		Labour	Sexual	Criminal	Domestic	Various	Unknown		Male	Female	Unknown	Male	Female	Unknown	Male	Female	Unknown	Police	Local Authority	
Northern Ireland	4	1		1		1	1	5	3		1					1			2	



Referrals to UK-Wide Agencies

	Total # of Modern Slavery Cases	Type of Exploitation						Total # of Victims	Adults			Minors			Unknown Age			Total # of Modern Slavery Referrals Submitted
		Labour	Sexual	Criminal	Domestic	Various	Unknown		Male	Female	Unknown	Male	Female	Unknown	Male	Female	Unknown	
National Crime Agency	15	1	10				4	34		14	3		2	2	1	10	2	15
GLAA	5	5						12	1						3		15	4
Border Force	3	1	1				1	5	2		1					2		3



453 Calls relating to cases outside the UK or an unknown location



186 Online Reports



5 App Submissions



50 Cases of Modern Slavery



63 Potential Victims of Modern Slavery

Country	Type of Exploitation						Total # of Potential MS Victims	Country	Type of Exploitation						Total # of Potential MS Victims
	Labour	Sexual	Criminal	Domestic	Various	Unknown			Labour	Sexual	Criminal	Domestic	Various	Unknown	
Albania			1				1	Ireland		1					3
Australia	1						1	Morocco	1						2
Bahrain						1	1	Nigeria						1	2
Belgium				1			1	Pakistan						1	1
Brazil		1					2	Saudi Arabia				1			1
Cameroon				1			1	Somalia			1				1
Canada		1					1	UAE	1						6
France						1	3	USA		1					1
Greece				1			1	Unknown	2	4	2	2	3	27	45
Iraq	1			1			2								



Outside of the Modern Slavery cases shown in the table, the Helpline also received calls regarding general information and non-MS cases from various countries. The Modern Slavery cases when summed by country may not equal the total number of Modern Slavery cases this quarter, because a single case (or victim) may report exploitation in multiple countries.

Disclaimer: This report represents a summary of the calls received into the UK-wide Modern Slavery Helpline and Resource Centre between January and March 2019. It is not intended to provide a comprehensive assessment of Modern Slavery in the UK. The number of potential Modern Slavery cases and victims indicated are based on the information provided to the Helpline at the time of the contact. The Helpline does not corroborate or seek to prove the information provided.