



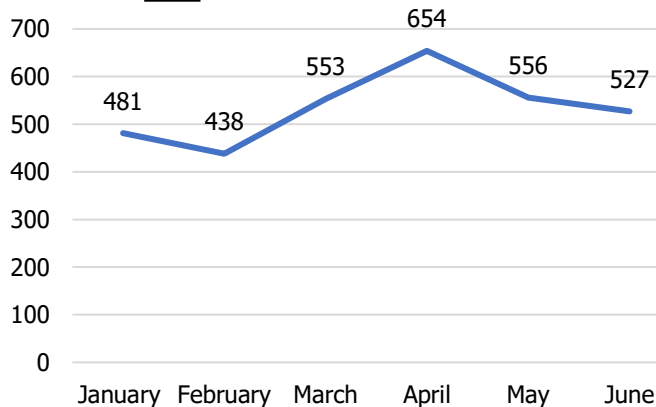
Q2 Statistical Report 2019 Summary

Overall Quarter 2 Observations

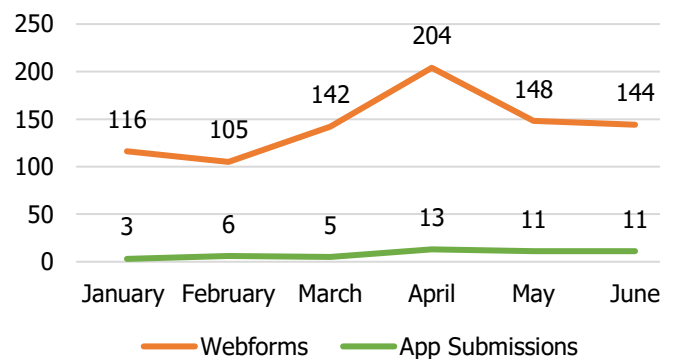
- Calls were received from all four UK Countries and spanned 38 police forces across England and 3 police forces in Wales.
- As has been consistently reported, Romania was the highest recorded potential victim nationality for England (180). Contrastingly, the highest recorded nationality for Scotland was England (31). In Wales the most common known nationality was Romania (3) and Northern Ireland's was India (4).
- April saw the second highest number of calls into the helpline (654) topped only by October 2018 (657). April also held the highest number of webforms (204) since launch.
- Compared to last quarter, a higher percentage of cases were labour exploitation (up by 9%) with a lower percentage recorded to be sexual exploitation (lower by 5%).



Helpline Calls



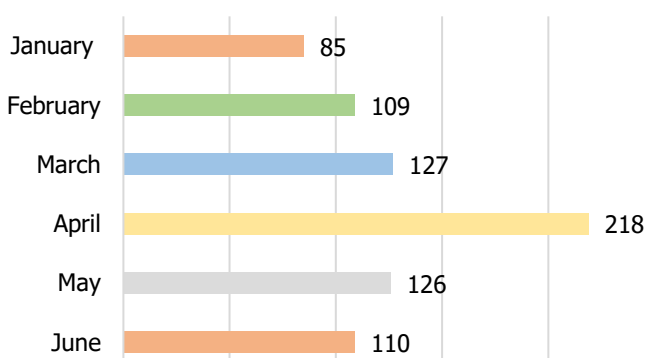
Webforms and App Submissions



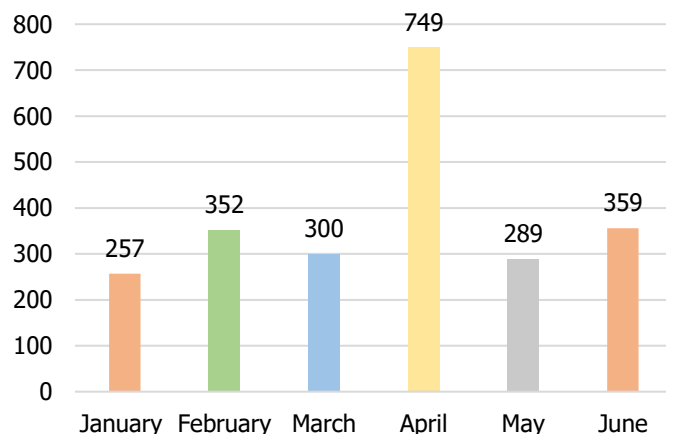
Over the past 3 months the Helpline received 2268 contacts. Q2 2019 saw the highest number of helpline calls (1737) received over any quarter since the Helpline launch. Helpline calls peaked in April along with webforms and app submissions totalling 871 contacts that month. This is the highest number of combined contacts (calls, webs, apps) received in one month since launch.



Number of Modern Slavery Cases



Potential Victims Indicated



Corresponding with the high number of calls, webforms and app submissions April saw the highest number of Modern Slavery cases opened. The number of potential victims indicated also peaked in April, although this parallel is not a given, as one case may indicate many victims.



**modern
slavery
helpline**

April - June 2019 Totals



1737 Calls into the Helpline – 08000 121 700



496 Online Reports – modernslaveryhelpline.org/report



35 App Submissions – Unseen App

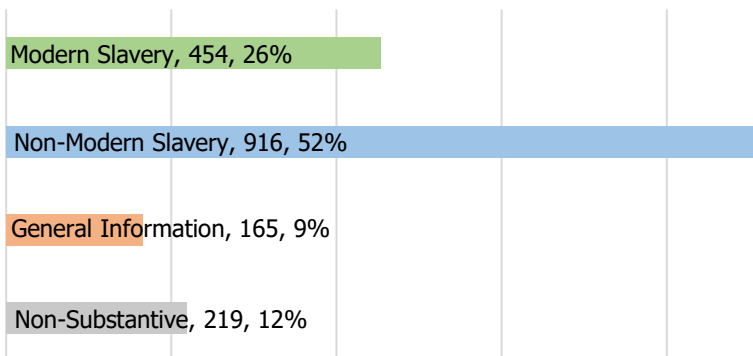


1754 Cases | **454** Cases of Modern Slavery



1397 Potential Victims of Modern Slavery

Types of Cases



Modern Slavery Cases (one or more indicator of modern slavery identified)

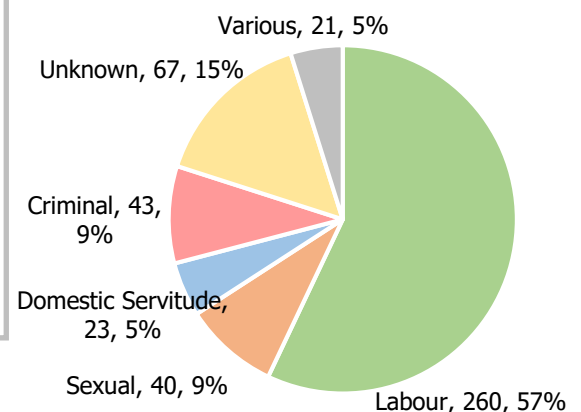
Non-Modern Slavery Cases (other crimes, vulnerabilities, needs, risks)

General Information Cases (media, info about Helpline, general Qs about MS in the UK)

Non-Substantive Cases (wrong number, hang ups, inaudible connection)

Indicators of modern slavery reported to the Helpline include, but are not limited to, passport confiscation, little or no pay, debt bondage, isolation, monitoring and physical abuse. Many of the general information cases relate to requests for Helpline materials and media interviews. A significant proportion of non-modern slavery cases relate to potential labour abuse, payment issues or employment contract concerns. Modern slavery cases reported to the Helpline may be from various locations in the UK or even abroad and may not be city or town specific.

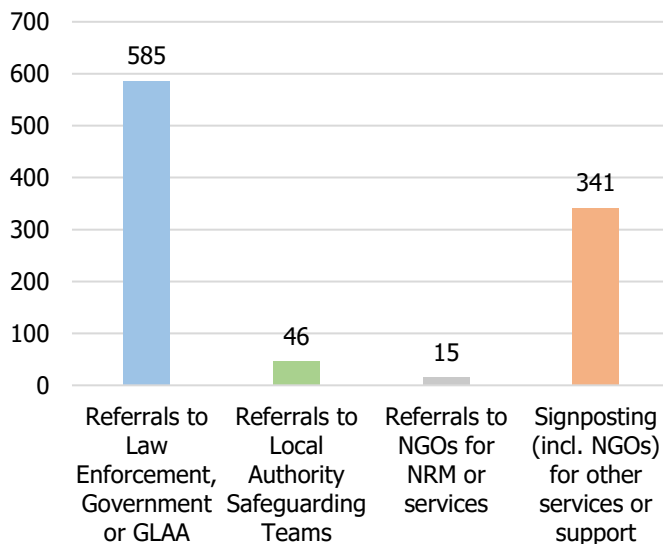
Type of Exploitation



Labour exploitation is repeatedly the most common type of exploitation reported. This quarter, the percentage of labour exploitation cases is 9% greater than the percentage of labour cases the previous quarter. 'Various' is selected when more than one type of exploitation is reported. Cases with 'unknown' exploitation type may result from a technical assistance call with a professional dealing with a victim where the specific details of the exploitation type are not disclosed on the call.

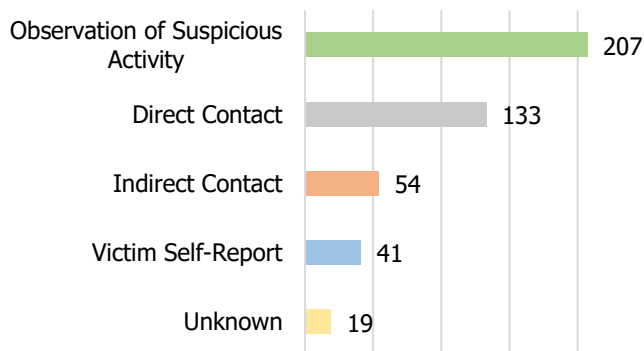


987 Referrals and Signposts



The number of referrals and signposts increased by 27% compared to last quarter. These include actions on Non-MS cases, which may be made for other crimes indicated or Non-MS related safeguarding concerns. Cases may have more than one referral or signpost made. Additional referrals may be made as new information is obtained. Conversely, no referral may be made on a case, where that is appropriate.

Proximity of Caller to the Victim(s) in Modern Slavery Cases

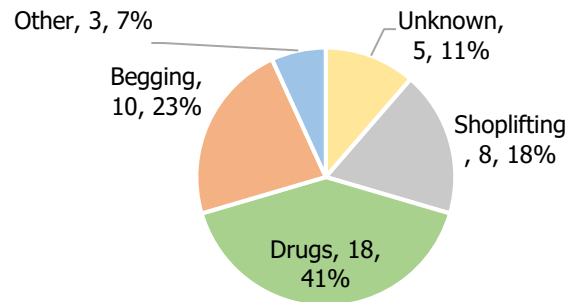


Unusually, the most common proximity this quarter is to 'observation of suspicious activity,' which refers to third-party tip offs. This increase could result from local campaigns targeting the general public.

In 38% of the MS cases reported to the Helpline, the caller was a victim self-reporting (9%) or someone in direct contact with the victim (29%). Callers in direct contact with a victim may include an NGO, friends or family of the potential victim, health professional, police, or social services. Indirect contact is recorded where the caller knows of the situation or the individual involved but has not had direct contact with the potential victim themselves. This may be where the caller has been told of a situation that involves a friend of a friend.

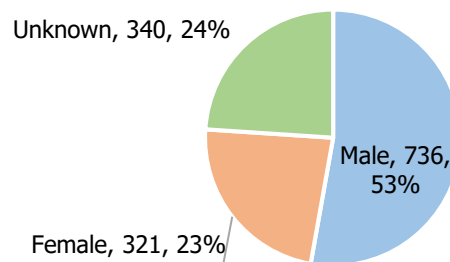


Types of Criminal Exploitation



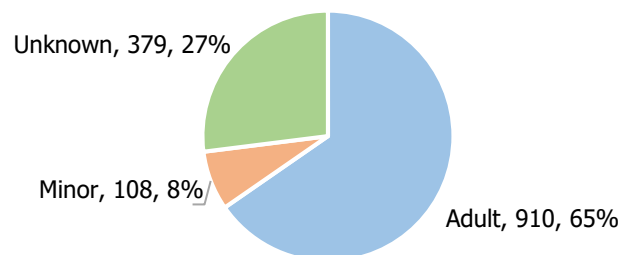
'Other' crimes reported were possession of a firearm, illegal manufacturing of cigarettes, and use of weapons. Here cases total more than 43, as one case involved a potential victim who was made to shoplift and sell drugs.

Gender of Potential Victims of Modern Slavery



The gender of potential victims is recorded by the Helpline where this is provided by the caller. If the caller is unable to specify the gender of indicated victims, 'unknown' is recorded.

Age of Potential Victims of Modern Slavery



Potential victims' ages are recorded based on caller information. If the caller does not know the age of the victim, 'unknown' is recorded. In all cases, the Helpline seeks to establish if a minor is involved in a situation.

England



1111 Calls relating to cases in England



278 Online Reports



6 App Submissions



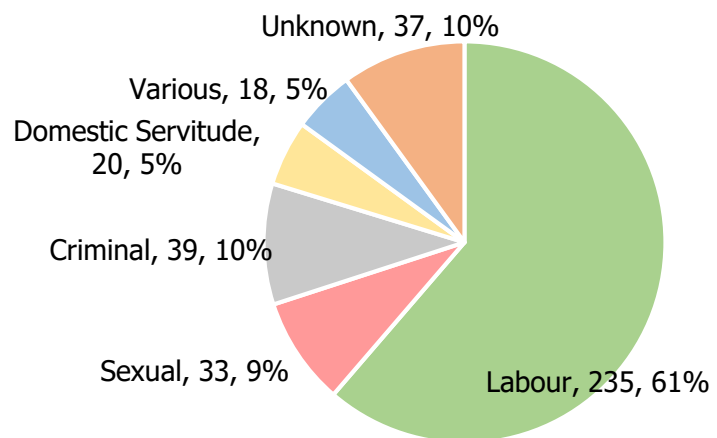
382 Cases of Modern Slavery



1256 Potential Victims of Modern Slavery

This quarter saw a 51% increase in the number of modern slavery cases reported to be occurring in England, with a 72% increase in the number of labour exploitation cases (136 to 235), specifically. Criminal exploitation cases increased 56% (25 to 39) while the number of sexual exploitation and domestic servitude cases remained roughly the same as last quarter.

Type of Exploitation



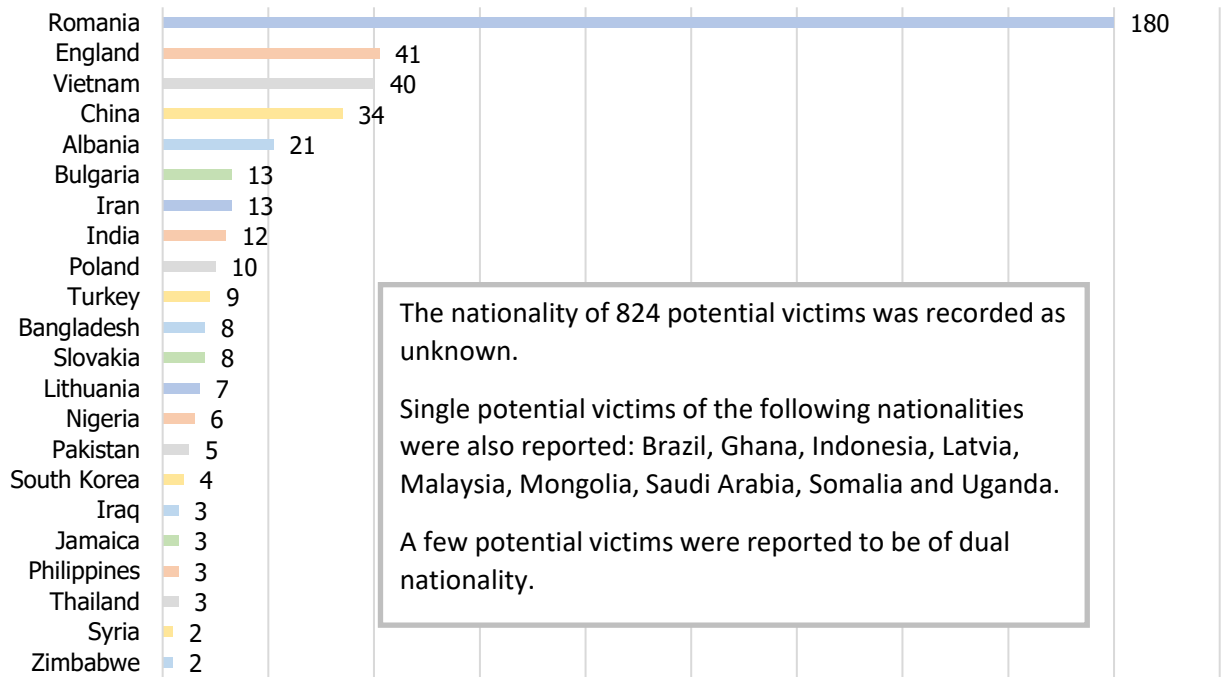
The Helpline may receive multiple calls about one case. For example, a case may start with an online report and then subsequent calls about that case could be made into the Helpline. Calls relating to cases of modern slavery reportedly occurring in England are recorded above, even though the caller may be calling from another country. Sometimes callers speak in general terms about cases in England but may not specify a particular area or location.

Along with calls on modern slavery cases, the 1111 calls reported to occur in England may also be for non-modern slavery or general information cases with a reported caller location of England.

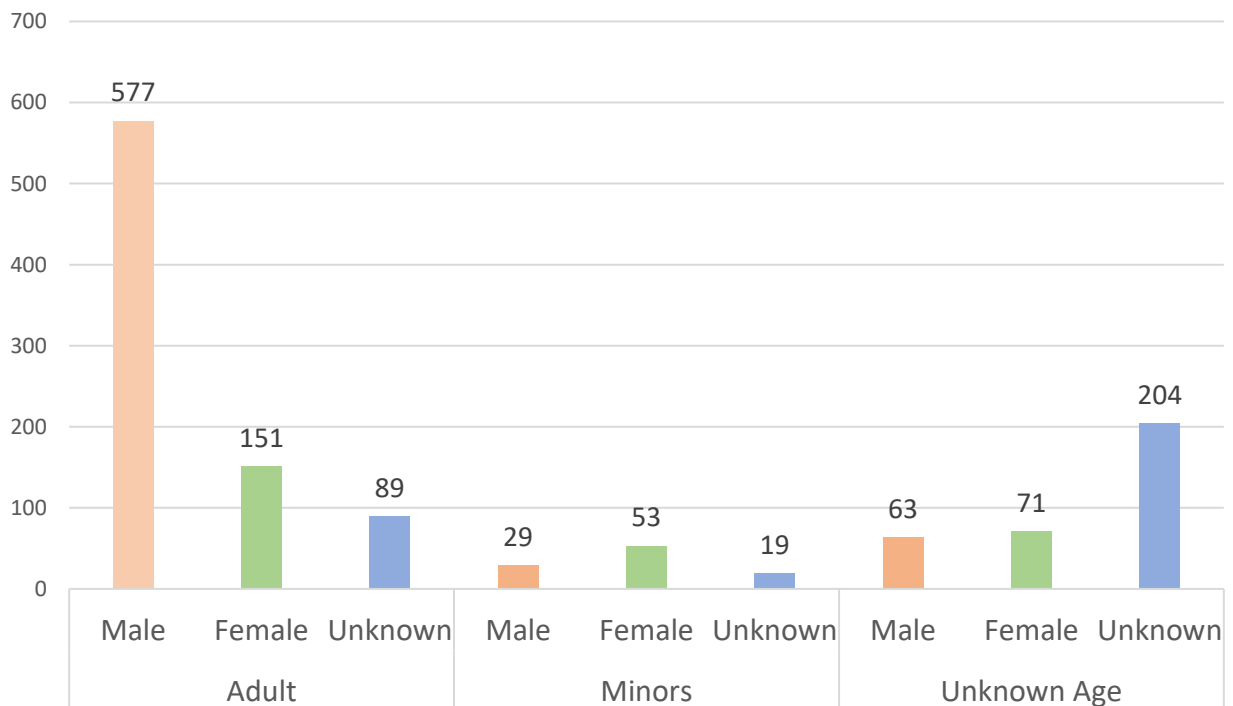


289 Referrals to Police forces
32 referrals to Local Authorities

Common Potential Victim Nationalities



Potential Victim Demographics: Age, Gender



Scotland

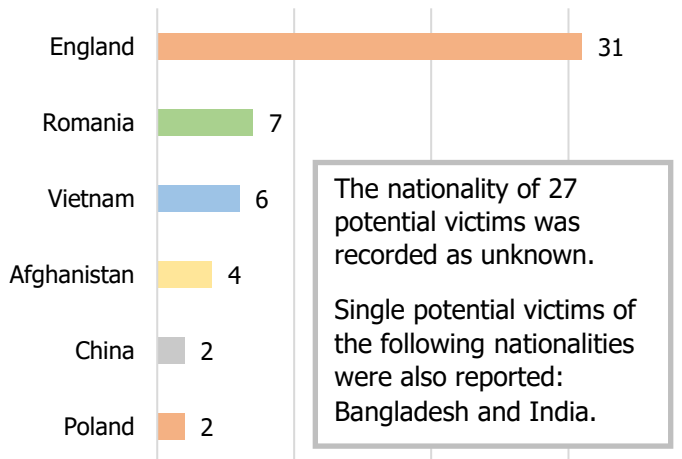
 **36** Calls relating to cases in Scotland

 **11** Online Reports

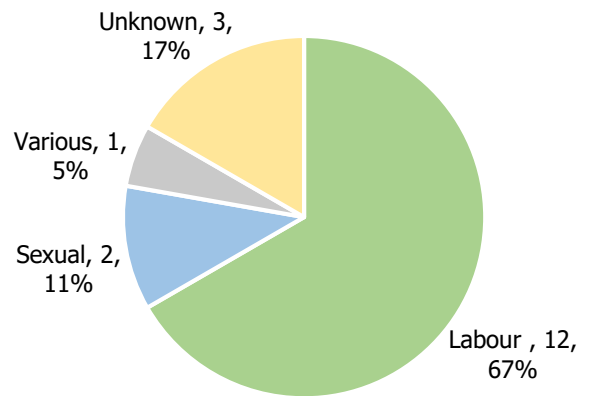
 **18** Cases of Modern Slavery

 **81** Potential Victims of Modern Slavery

Potential Victim Nationalities

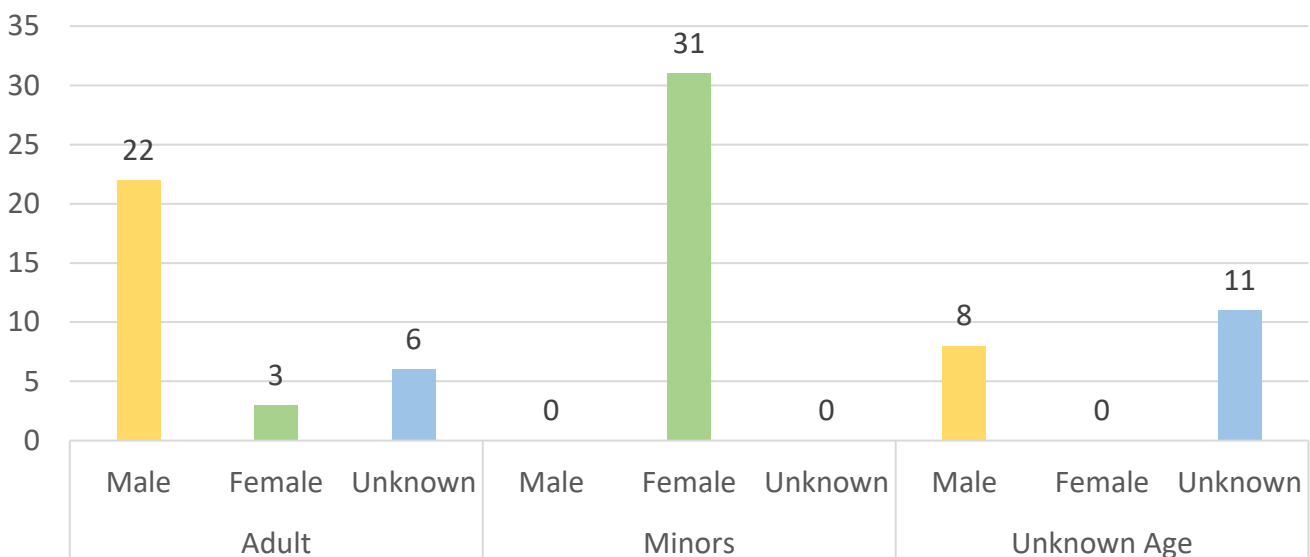


Type of Exploitation



Compared to last quarter there was a 350% increase in the number of modern slavery cases opened with location of exploitation of Scotland, and the number of indicated potential victims increased by 800%. The percentage of labour exploitation increased from 50% to 67%.

Potential Victim Demographics: Age, Gender



Wales



39 Calls relating to cases in Wales



7 Online Reports



1 App Submission

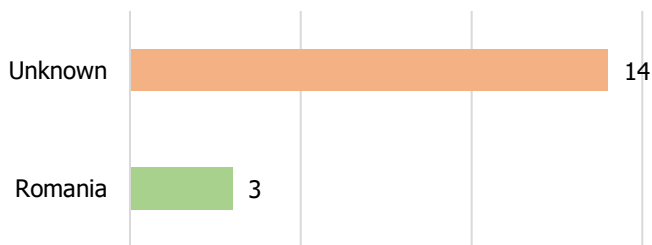


7 Cases of Modern Slavery

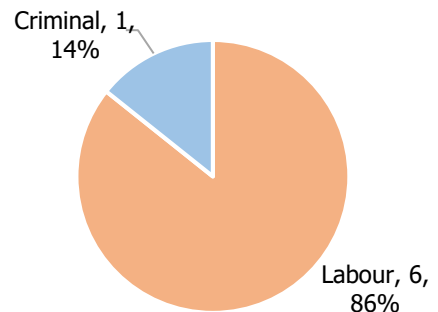


17 Potential Victims of Modern Slavery

Potential Victim Nationalities



Type of Exploitation



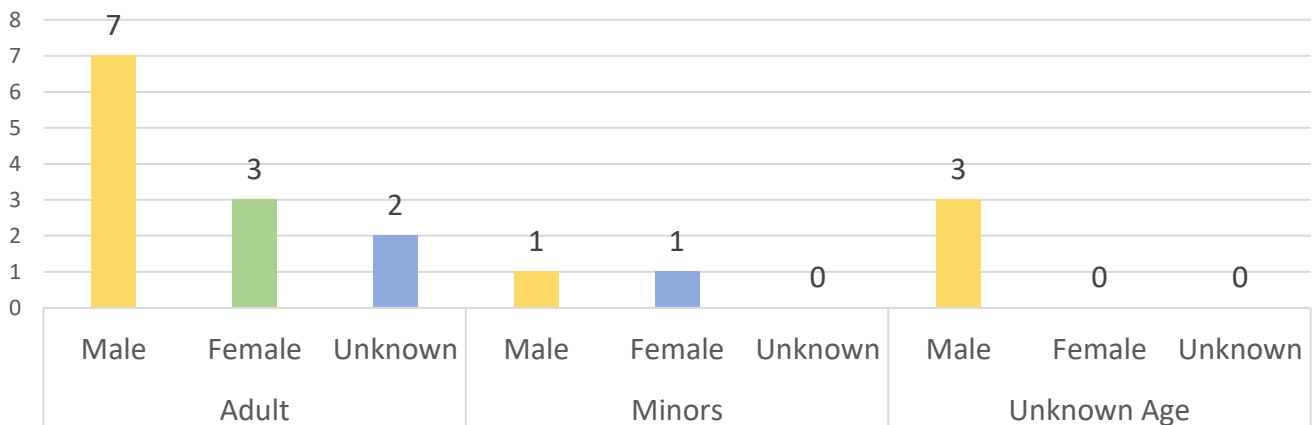
Labour remains the most common form of exploitation reported in Wales. This quarter, one case of criminal exploitation was reported in Wales and no cases of sexual exploitation, a contrast to last quarter which included 2 reports of sexual exploitation (18%) and no cases of criminal exploitation.



7 police referrals

1 Local Authority Referral

Potential Victims Demographics: Gender, Age



Northern Ireland

 **17** Calls relating to cases in Northern Ireland

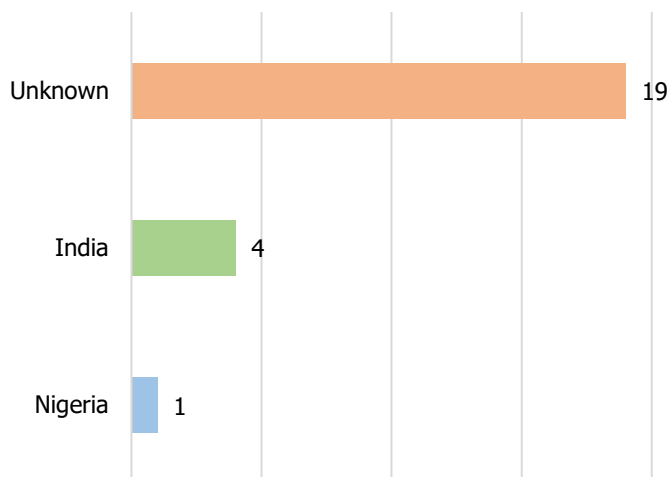
 **6** Online Report

 **1** App Submission

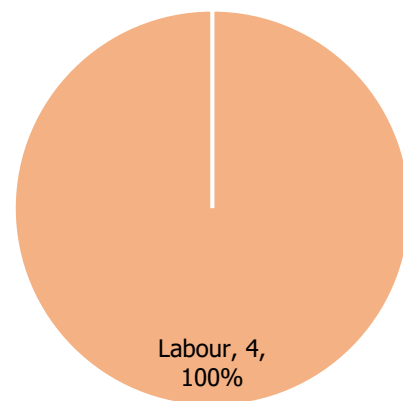
 **4** Cases of Modern Slavery

 **24** Potential Victims of Modern Slavery

Potential Victim Nationalities



Type of Exploitation

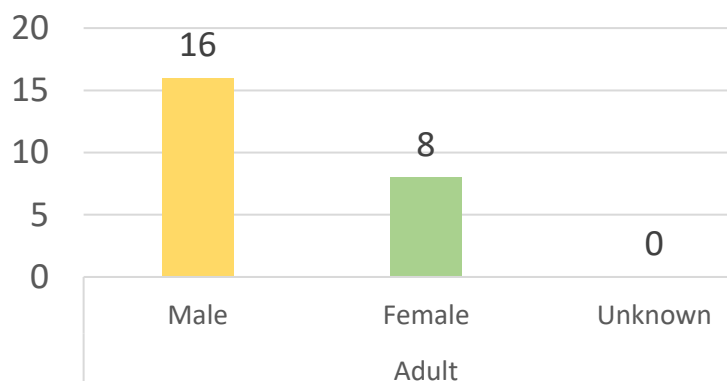


From the previous quarter the Helpline saw a 380% increase in the number of potential victims indicated in Northern Ireland, while the number of modern slavery cases remained the same. One case may involve multiple victims. All 4 cases of modern slavery cases reported were labour exploitation.



4 Referrals to Police (PSNI)

Potential Victim Demographics: Age, Gender





Referrals to UK-Wide Agencies

	Total # of Modern Slavery Cases	Type of Exploitation						Total # of Victims	Total # of Modern Slavery Referrals Submitted
		Labour	Sexual	Criminal	Domestic	Various	Unknown		
National Crime Agency	7		6				1	16	7
GLAA	11	11						79	11
Border Force	1					1		13	1



534 Calls relating to cases outside the UK or an unknown



194 Online Reports



27 App Submissions



43 Cases of Modern Slavery



19 Potential Victims of Modern Slavery

Country	Type of Exploitation						Total # of Potential MS Victims	Country	Type of Exploitation						Total # of Potential MS Victims
	Labour	Sexual	Criminal	Domestic	Various	Unknown			Labour	Sexual	Criminal	Domestic	Various	Unknown	
Afghanistan			1				1	Italy		1				1	3
Albania						2	3	Jordan						1	1
Austria		1					1	Libya	2						2
Bahrain						1	1	Netherlands		1					4
Belgium		1					4	Nigeria				1			1
Brazil						1	1	Romania					1		6
Congo		1			1		2	Thailand		1					1
Ethiopia	1						1	UAE		1					2
Greece			1				1	Zimbabwe		1					1
Ireland	2	1					6	Unknown	1		2	2	1	24	31



Outside of the Modern Slavery cases shown in the table, the Helpline also received calls regarding general information and non-MS cases from various countries. The number of modern slavery cases or PVs when summed by country may not equal the total number of Modern Slavery cases, because a single case (or victim) may report exploitation in multiple countries.

Disclaimer: This report represents a summary of the calls received into the UK-wide Modern Slavery Helpline and Resource Centre between April and June 2019. It is not intended to provide a comprehensive assessment of Modern Slavery in the UK. The number of potential Modern Slavery cases and victims indicated are based on the information provided to the Helpline at the time of the contact. The Helpline does not corroborate or seek to prove the information provided.