

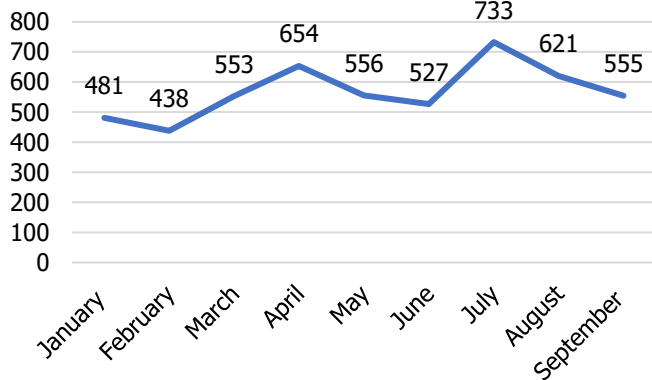


Q3 Statistical Report 2019 Summary

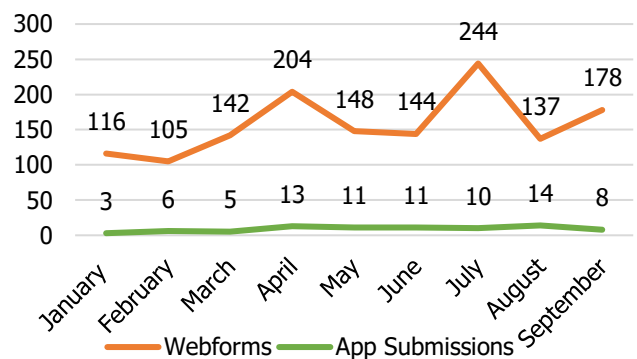
Overall Quarter 3 Observations

- Calls were received from all four UK Countries and spanned 37 police forces across England and 4 police forces in Wales.
- Romania was the highest recorded potential victim nationality for England (89) and Northern Ireland (15). Contrastingly, the highest recorded nationality for Scotland was Bangladesh (2). In Wales the most common known nationality was Italy (2).
- July saw the highest number of calls into the helpline (733) and the highest number of webforms (244) since launch in October 2016.
- Compared to last quarter, more cases of sexual exploitation (increase of 23%) were reported, and 8 more cases of domestic servitude were reported (35% increase), with fewer cases of labour exploitation (20% decrease).

Helpline Calls

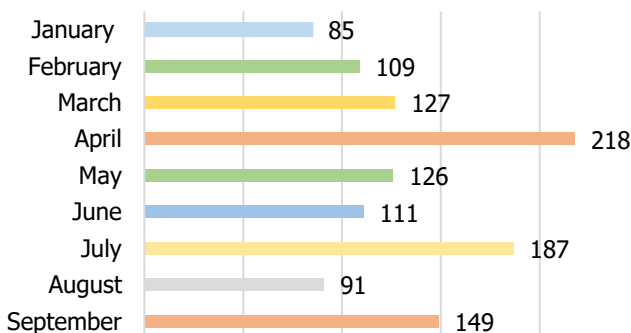


Webforms and App Submissions

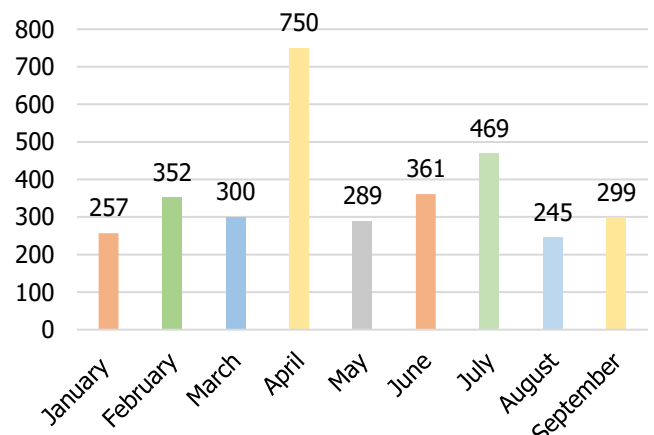


Over the past 3 months the Helpline received 2507 contacts, an 11% increase on last quarter. Q3 2019 saw the highest number of helpline calls (1909) received over any quarter since the Helpline's launch. Helpline calls peaked in July along with webforms totalling 987 contacts that month. This is the highest number of combined helpline calls, webs, apps received in one month since launch.

Number of Modern Slavery Cases



Potential Victims Indicated



Corresponding with the high number of calls, webforms and app submissions, July saw the highest number of Modern Slavery cases opened this quarter. One case may indicate many victims, meaning the number of potential victims do not always directly correlate with the number of modern slavery cases.



modern
slavery
helpline

July - September 2019 Totals



1909 Calls into the Helpline – 08000 121 700



559 Online Reports – modernslaveryhelpline.org/report



39 App Submissions – Unseen App

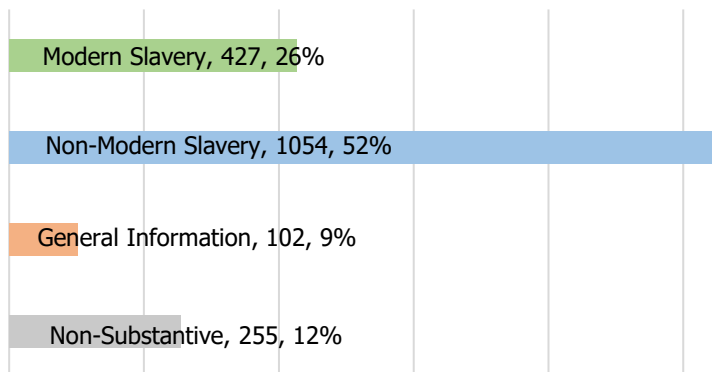


1838 Cases | **427** Cases of Modern Slavery



1013 Potential Victims of Modern Slavery

Types of Cases



Modern Slavery Cases (one or more indicator of modern slavery identified)

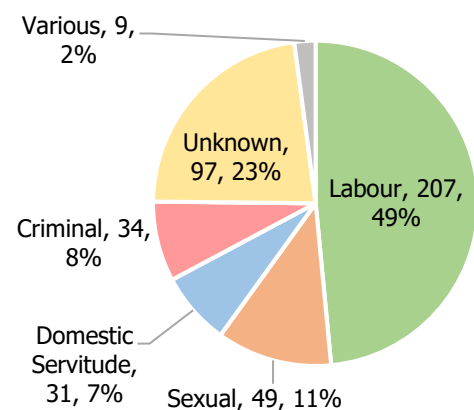
Non-Modern Slavery Cases (other crimes, vulnerabilities, needs, risks)

General Information Cases (media, info about Helpline, general Qs about MS in the UK)

Non-Substantive Cases (wrong number, hang ups, inaudible connection)

Indicators of modern slavery reported to the Helpline include, but are not limited to, passport confiscation, little or no pay, debt bondage, isolation, monitoring and physical abuse. Many of the general information cases relate to requests for Helpline materials and media interviews. A significant proportion of non-modern slavery cases relate to potential labour abuse, payment issues or employment contract concerns. Modern slavery cases reported to the Helpline may be from various locations in the UK or even abroad and may not be city or town specific.

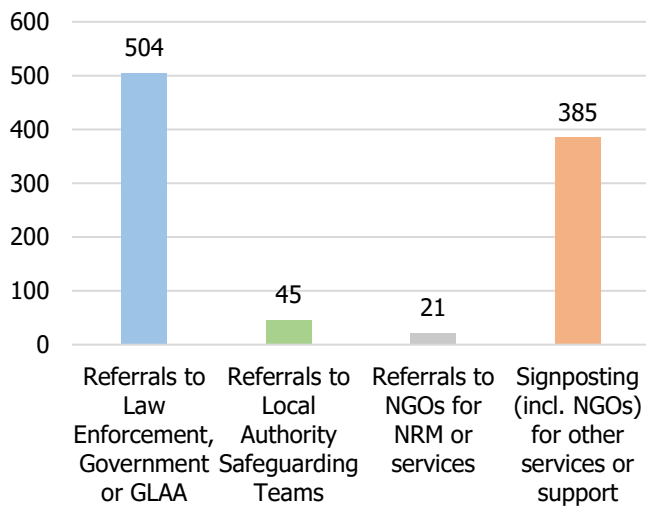
Type of Exploitation



Labour exploitation is repeatedly the most common type of exploitation reported, despite the number of labour cases decreasing by 20% this quarter (260 to 207). However, sexual exploitation cases showed a 23% increase (40 to 49) this quarter.

'Various' is selected when more than one type of exploitation is reported. Cases with 'unknown' exploitation type may result from a technical assistance call with a professional dealing with a victim where the specific details of the exploitation type are not disclosed on the call.

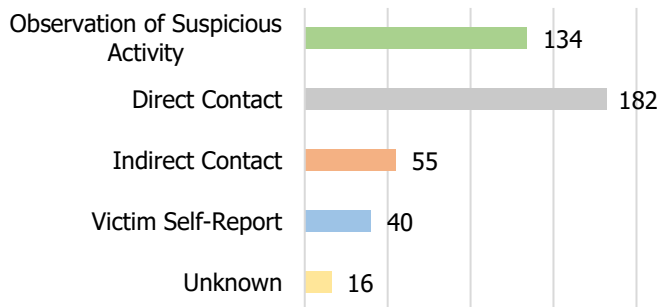
955 Referrals and Signposts



The number of referrals to NGOs showed a 40% increase this quarter (15 to 21) and signposts increased by 13% (341 to 385).

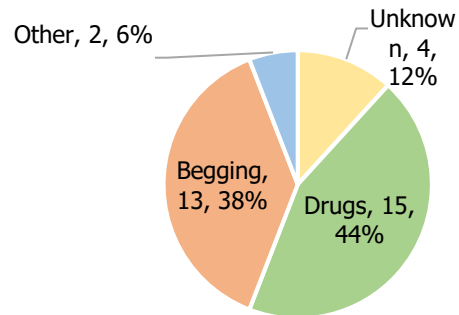
This graph includes actions on Non-MS cases, which may be made for other crimes indicated or Non-MS related safeguarding concerns. Cases may have more than one referral or signpost. Additional referrals may be made as new information is obtained. Conversely, no referral may be made, where that is appropriate.

Proximity of Caller to the Victim(s) in Modern Slavery Cases



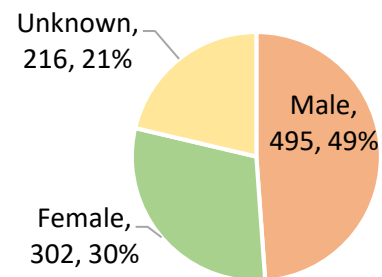
The majority (52%) of MS cases reported to the Helpline, were from either a victim self-reporting (9%) or someone in direct contact with the victim (43%). Callers in direct contact with a victim may include an NGO, friends or family of the potential victim, health professional, police, or social services. Indirect contact is recorded where the caller knows of the situation or the individual involved but has not had direct contact with the potential victim themselves. This may be where the caller has been told of a situation that involves a friend of a friend. 'Observation of suspicious activity,' refers to third-party tip offs, which often contain less information related to the situation.

Types of Criminal Exploitation



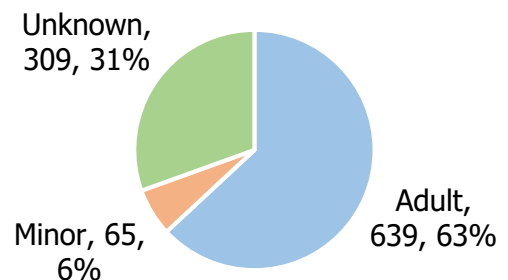
This quarter saw a 30% increase in forced begging (10 to 13 cases). Quarter 3 included no forced shoplifting cases, whereas 8 were recorded last quarter. 'Other' crimes reported included illegal sales.

Gender of Potential Victims of Modern Slavery



The gender of potential victims is recorded by the Helpline where this is provided by the caller. If the caller is unable to specify the gender of indicated victims, 'unknown' is recorded.

Age of Potential Victims of Modern Slavery



Potential victims' ages are recorded based on caller information. If the caller does not know the age of the victim, 'unknown' is recorded. In all cases, the Helpline seeks to establish if a minor is involved in a situation.

England



1088 Calls relating to cases in England



306 Online Reports



1 App Submissions



322 Cases of Modern Slavery

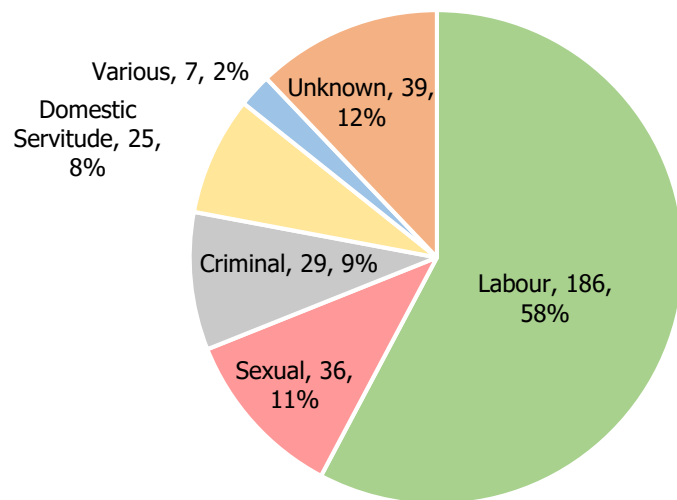


849 Potential Victims of Modern Slavery

This quarter saw a 25% increase in domestic servitude cases (20 to 25). Sexual exploitation increased by 9% (33 to 36 cases).

Overall, there were fewer labour exploitation cases reported to have occurred in England in July, August September 2019, with a 21% decrease (235 to 186), as compared to the previous quarter. Criminal exploitation cases also decreased by 26% (39 to 29 cases).

Type of Exploitation



The Helpline may receive multiple calls about one case. For example, a case may start with an online report and then subsequent calls about that case could be made into the Helpline. Calls relating to cases of modern slavery reportedly occurring in England are recorded above, even though the caller may be calling from another country. Sometimes callers speak in general terms about cases in England but may not specify a particular area or location.

Along with calls on modern slavery cases, the 1088 calls reported to occur in England may also be for non-modern slavery or general information cases with a reported caller location of England.

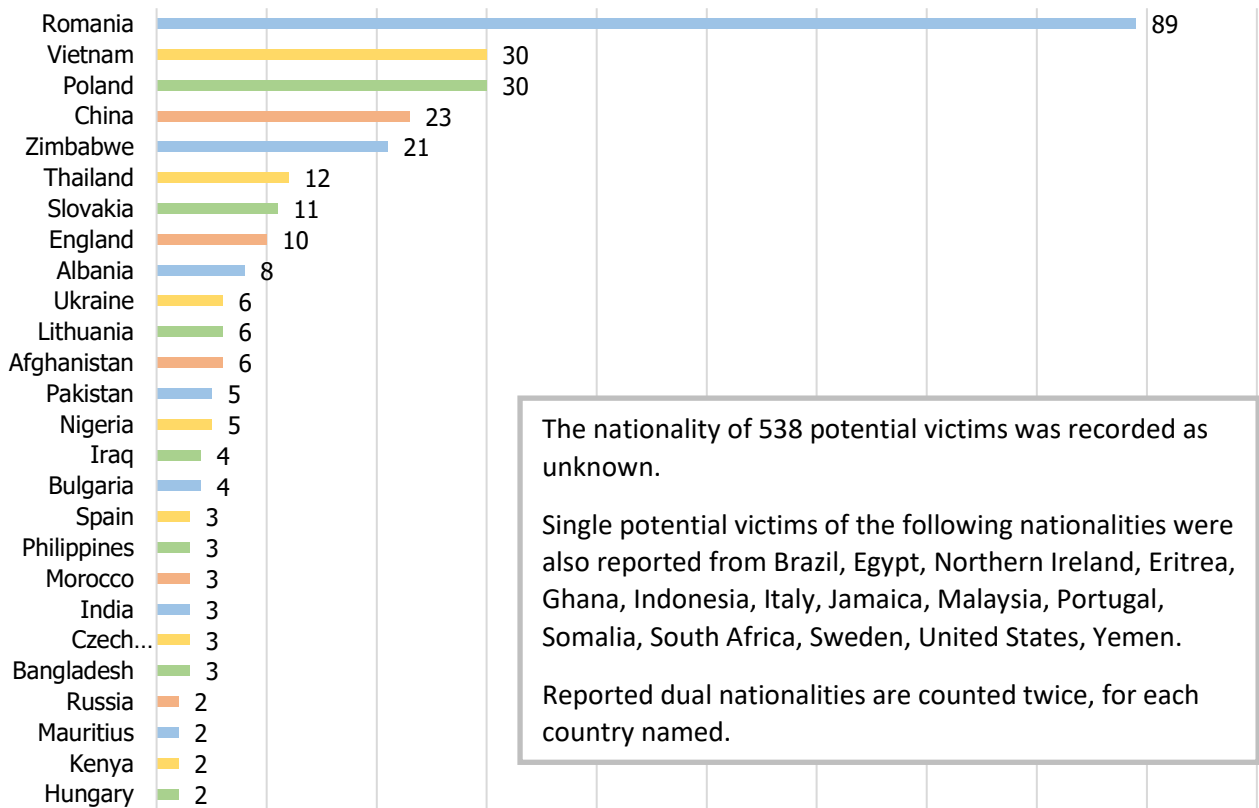


266 Referrals to Police forces

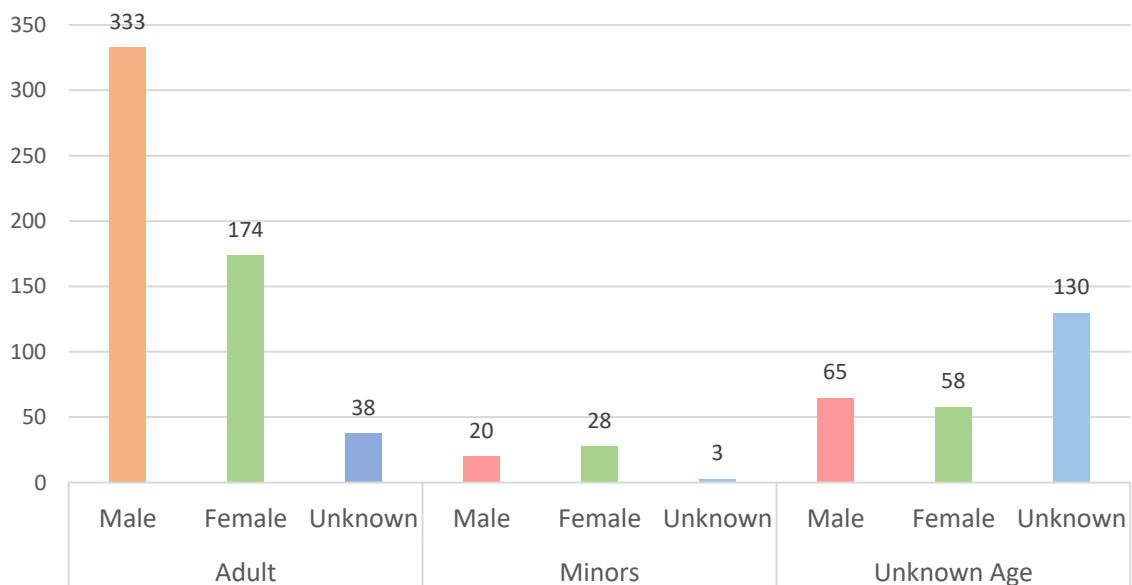
27 Referrals to Local Authorities

on modern slavery cases

Common Potential Victim Nationalities



Potential Victim Demographics: Age, Gender



Scotland



18 Calls relating to cases in Scotland



17 Online Reports

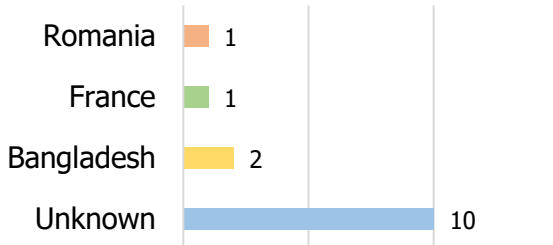


11 Cases of Modern Slavery

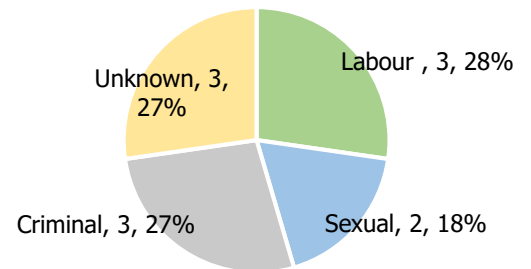


14 Potential Victims of Modern Slavery

Potential Victim Nationalities



Type of Exploitation

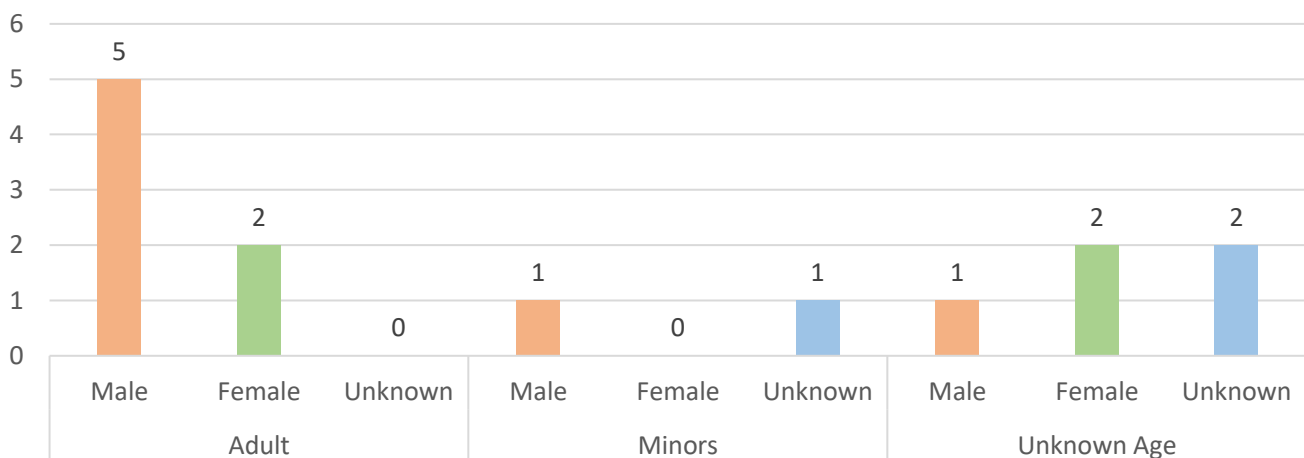


Quarter 3 saw a 56% increase in online web reports, increasing from 11 to 15, which parallels a continuing increase in online reporting to the Modern Slavery Helpline. Interestingly, no cases of domestic servitude were reported to have occurred in Scotland from July to September 2019.



6 Referrals to Police on modern slavery cases

Victim Demographics: Age, Gender



Wales



51 Calls relating to cases in Wales



5 Online Reports



0 App Submission

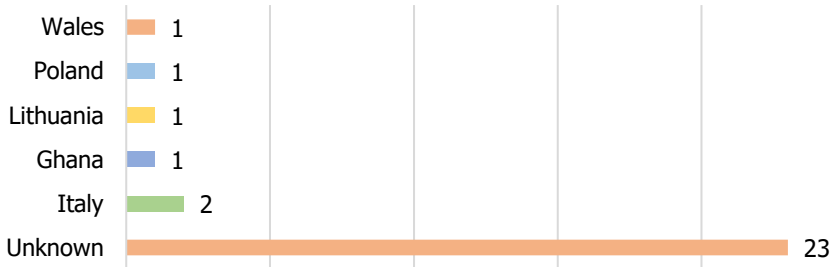


15 Cases of Modern Slavery

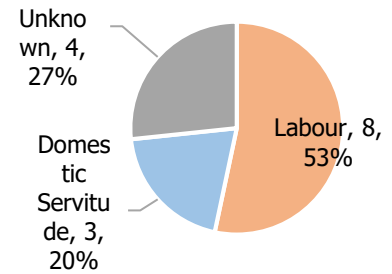


29 Potential Victims of Modern Slavery


Potential Victim Nationalities



Type of Exploitation



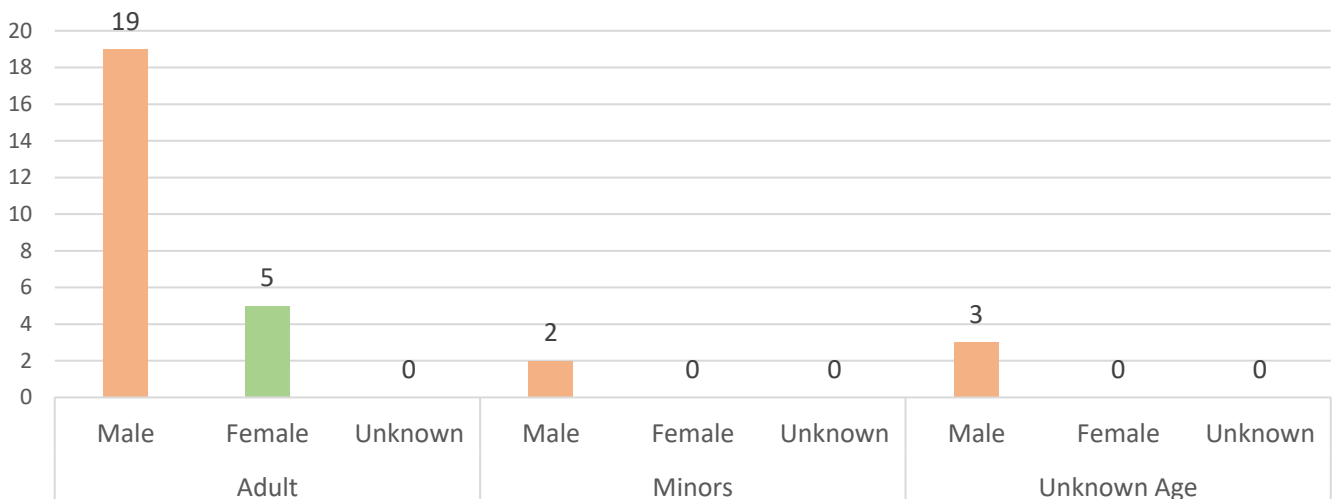
Quarter 3 held more than twice the reported cases of modern slavery in Wales, as compared with quarter 2 2019. Labour remains the most common form of exploitation reported in Wales. Interestingly, for the second quarter in a row, no cases of sexual exploitation were reported.



9 referrals to Police forces
2 Local Authority referrals

on modern slavery cases

Victim Demographics: Age, Gender



Northern Ireland

 **15** Calls relating to cases in Northern Ireland

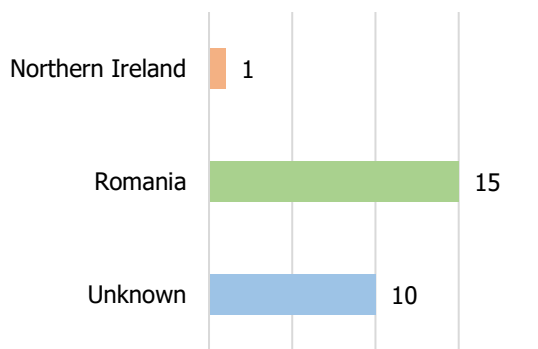
 **3** Online Report

 **0** App Submission

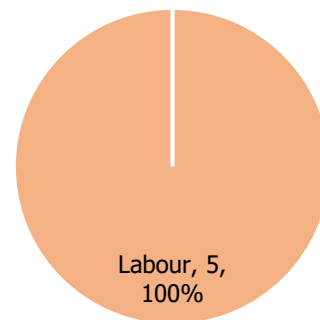
 **5** Cases of Modern Slavery

 **26** Potential Victims of Modern Slavery

Potential Victim Nationalities



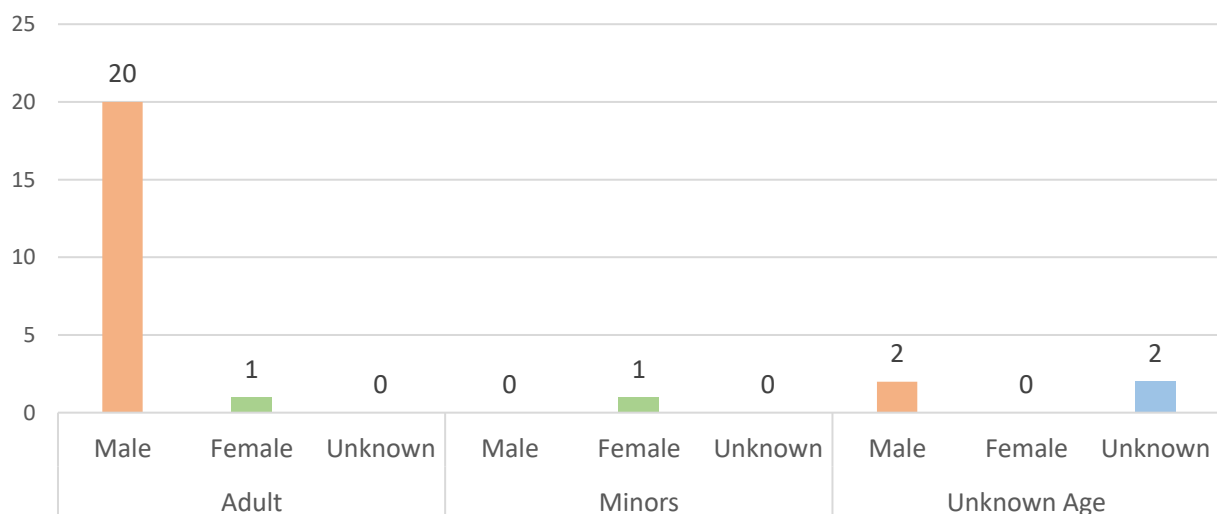
Labour



From the previous quarter the Helpline saw an 8% increase in the number of potential victims indicated (24 to 26) in Northern Ireland, with a 25% increase in the number the number of modern slavery cases reported (4 to 5 cases). All 5 cases of modern slavery cases reported were labour exploitation, a second quarter in a row with 100% of the modern slavery case reported to be labour exploitation in Northern Ireland.

 **4 Referrals to Police (PSNI) on modern slavery cases**

Victim Demographics: Age, Gender





Referrals to UK-Wide Agencies

	Total # of Modern Slavery Cases	Type of Exploitation						Total # of Victims	Total # of Modern Slavery Referrals Submitted
		Labour	Sexual	Criminal	Domestic	Various	Unknown		
National Crime Agency	4		2	1			1	9	4
GLAA	2	2						11	2
UKVI	1						1	1	1
British Transport Police	2					1	1	2	2
Border Force	3		2				1	12	3



737 Calls relating to cases outside the UK or an unknown



228 Online Reports



38 App Submissions



74 Cases of Modern Slavery



95 Potential Victims of Modern Slavery

Country	Type of Exploitation						Total # of Potential MS Victims	Country	Type of Exploitation						Total # of Potential MS Victims
	Labour	Sexual	Criminal	Domestic	Various	Unknown			Labour	Sexual	Criminal	Domestic	Various	Unknown	
Australia						1	1	Jamaica					1		1
China		2					4	Malta		1					1
France		2					2	Libya	3			1			20
Italy		3		1			4	South Africa						1	1
Mauritius		1					3	South Korea						1	1
UAE		1		1			2	Thailand		1					1
Vietnam						1	1	United States				1			1
Iraq				1			1	Zimbabwe	1						1
Ireland		1					1	Unknown		3	2	1			59



Outside of the modern slavery cases shown in the table, the Helpline also received calls regarding general information and non-MS cases from various countries. The number of modern slavery cases or PVs when summed by country may not equal the total number of modern slavery cases, because a single case (or victim) may report exploitation in multiple countries.

Disclaimer: This report represents a summary of the calls received into the UK-wide Modern Slavery Helpline and Resource Centre between July and September 2019. It is not intended to provide a comprehensive assessment of modern slavery in the UK. The number of potential modern slavery cases and victims indicated are based on the information provided to the Helpline at the time of the contact. The Helpline does not corroborate or seek to prove the information provided.