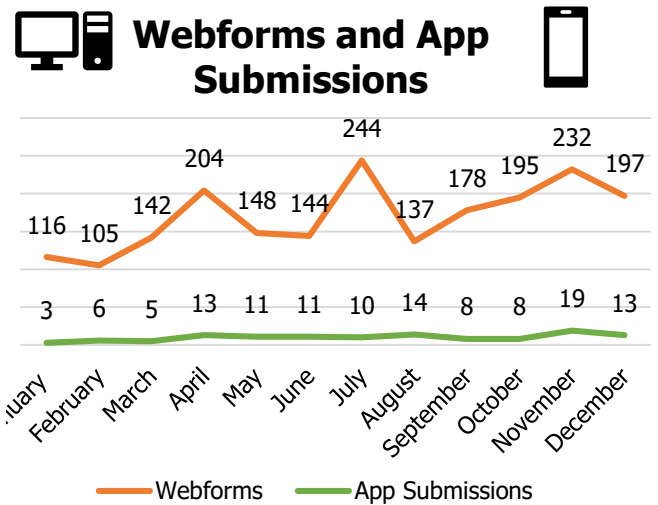
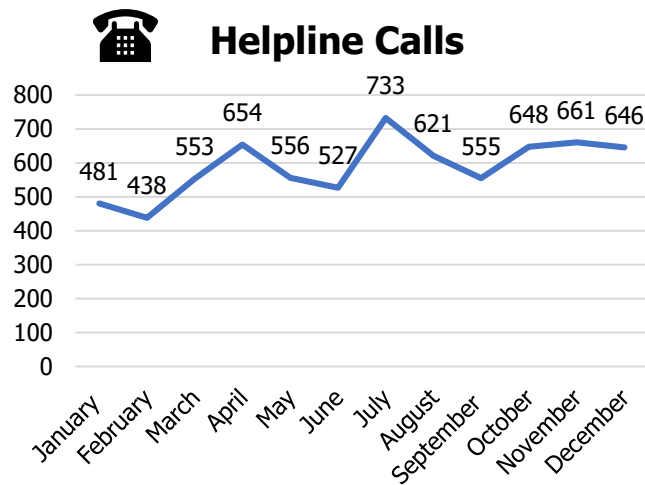


Q4 Statistical Report 2019 Summary

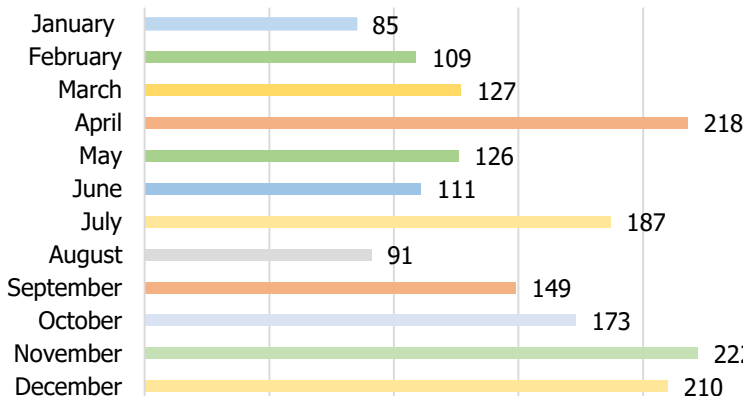
Overall Quarter 4 Observations

- Calls were received from all four UK Countries and spanned 39 police forces across England and 4 police forces in Wales.
- As has been consistently reported, Romania was the highest recorded potential victim nationality for England (161). The highest recorded nationality for Scotland was also Romania (4) alongside Vietnam (4). Vietnam was also the most common nationality reported in Wales (9).
- November saw the highest number of calls, webforms and apps in Quarter 4. December 2019 showed a 32% increase for all three types of contacts as compared to December 2018.

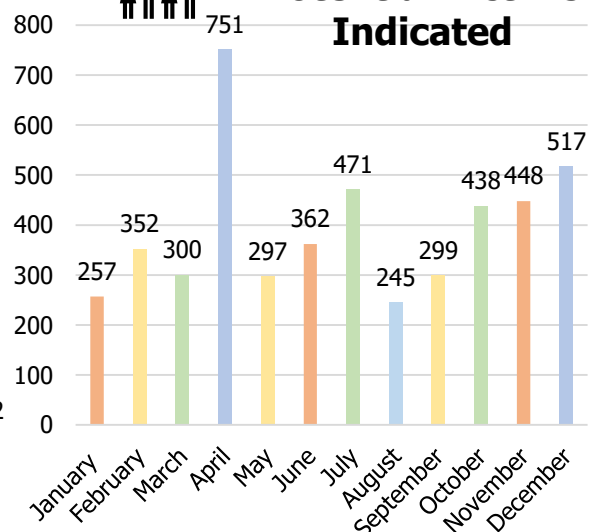


Over the past 3 months the Helpline received 2619 Helpline calls, webforms and app submissions, a 4.5% increase from Q3 2019. Quarter 4 2019 saw the highest number of webform submissions (624) since launch. Around the holidays this year, for the month of December 2019, there was a 50% increase in contacts as compared to December 2018.

Number of Modern Slavery Cases



Potential Victims Indicated



This quarter saw 42% more modern slavery cases (427 to 605). Although November had the highest calls and modern slavery cases reported, December showed the highest number of potential victims of modern slavery. One case may indicate many victims; thus, the number of modern slavery cases and PVs are not always directly proportionate.

October - December 2019 Totals



1955 Calls into the Helpline – 08000 121 700



624 Online Reports – modernslaveryhelpline.org/report



40 App Submissions – Unseen App

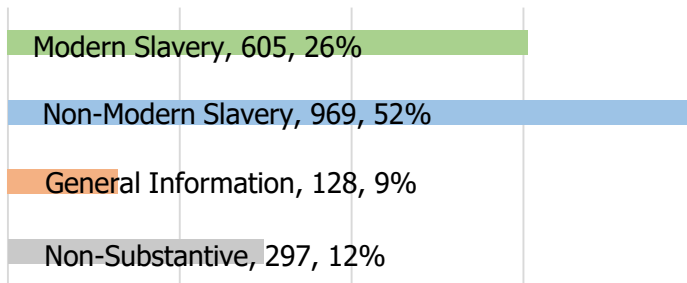


1999 Cases **605** Cases of Modern Slavery



1403 Potential Victims of Modern Slavery

Types of Cases



Modern Slavery Cases (one or more indicator of modern slavery identified)

Non-Modern Slavery Cases (other crimes, vulnerabilities, needs, risks)

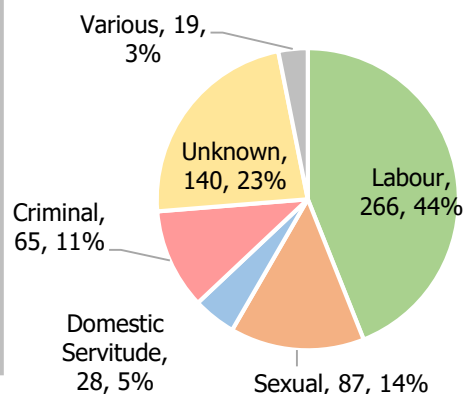
General Information Cases (media, info about Helpline, general Qs about MS in the UK)

Non-Substantive Cases (wrong number, hang ups, inaudible connection)

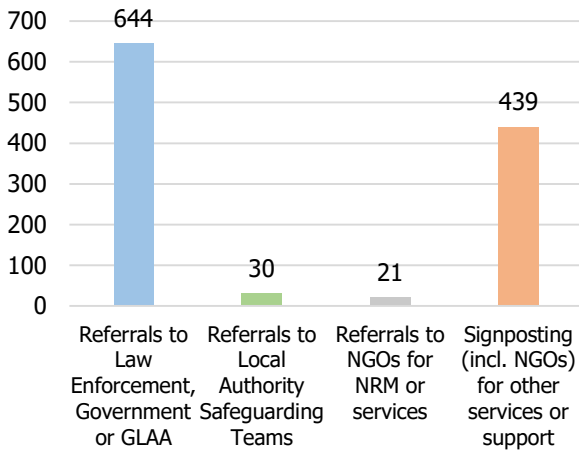
Indicators of modern slavery reported to the Helpline include, but are not limited to, passport confiscation, little or no pay, debt bondage, isolation, monitoring and physical abuse. Many of the general information cases relate to requests for Helpline materials and media interviews. A significant proportion of non-modern slavery cases relate to potential labour abuse, payment issues or employment contract concerns. Modern slavery cases reported to the Helpline may be from various locations in the UK or even abroad and may not be city or town specific.

Overall, this Q4 had 42% more modern slavery cases reported. Labour exploitation is repeatedly the most common type of exploitation reported. This quarter, sexual exploitation increased 78% (49 to 87). Criminal exploitation increased 91% (34 to 65). 'Various' is selected when more than one type of exploitation is reported. Cases with 'unknown' exploitation type may result from a technical assistance call with a professional dealing with a victim where the specific details of the exploitation type are not disclosed on the call.

Type of Exploitation

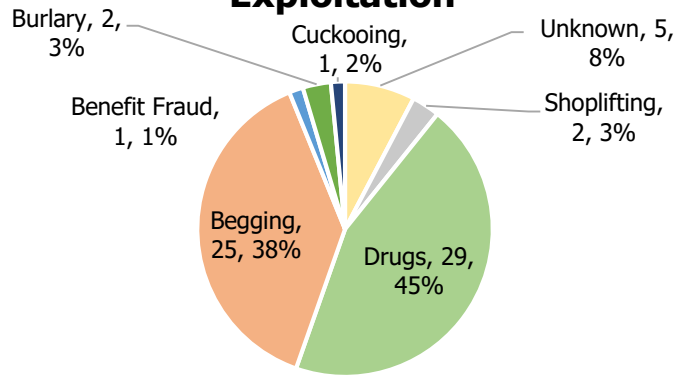


1134 Referrals and Signposts



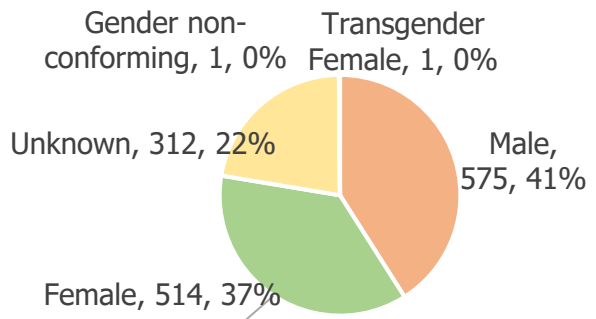
The number of referrals and signposts increased by 19% compared to last quarter with the highest amount since launch in 2016. These include actions on Non-MS cases, which may be made for other crimes indicated or Non-MS related safeguarding concerns. Cases may have more than one referral or signpost.

Types of Criminal Exploitation



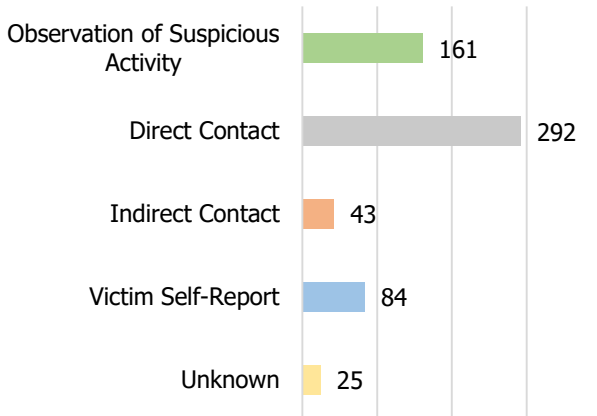
Drugs and begging continue to be the most commonly involved activities for cases of criminal exploitation. This quarter showed a wider variety in activities involved with shoplifting, benefit fraud, burglary and cuckooing indicated.

Gender of Potential Victims of Modern Slavery



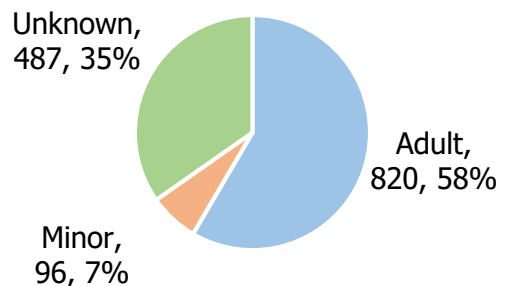
The gender of potential victims is recorded by the Helpline where this is provided by the caller. If the caller is unable to specify the gender of indicated victims, 'unknown' is recorded.

Proximity of Caller to the Victim(s) in Modern Slavery Cases



The majority (62%) of modern slavery cases either involved a report from someone in direct contact with the victim (48%) or the victim themselves (14%). Callers in direct contact with a victim may include an NGO, friends or family of the potential victim, health professional, police, or social services. Indirect contact is recorded where the caller knows of the situation or the individual involved. 'Observation of suspicious activity' refers to third party tip offs, where often limited information is known.

Age of Potential Victims of Modern Slavery



Potential victims' ages are recorded based on caller information. If the caller does not know the age of the victim, 'unknown' is recorded. In all cases, the Helpline seeks to establish if a minor is involved in a situation.

England



1220 Calls relating to cases in England



368 Online Reports



25 App Submissions



466 Cases of Modern Slavery



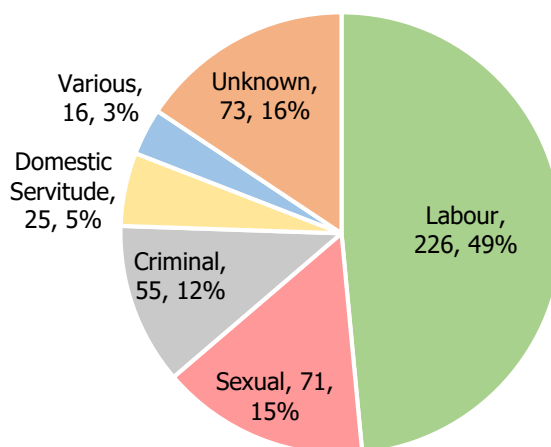
1102 Potential Victims of Modern Slavery

The Helpline may receive multiple calls about one case. Calls relating to cases of modern slavery reportedly occurring in England are recorded above, even though the caller may be calling from another country. Sometimes callers speak in general terms about cases in England but may not specify a particular area or location.

Along with calls on modern slavery cases, the 1220 calls reported to occur in England may also be for non-modern slavery or general information cases with a reported caller location of England.

This quarter shows an overall 22% increase in the number of modern slavery cases reported to have occurred in England. A 97% increase in sexual exploitation reported in England (36 to 71 cases) is reflected this quarter. Criminal exploitation also increased significantly by 90% (29 to 55). While the number of labour exploitation cases increased (186 to 226), the percentage of modern slavery cases was lower (58% to 49%).

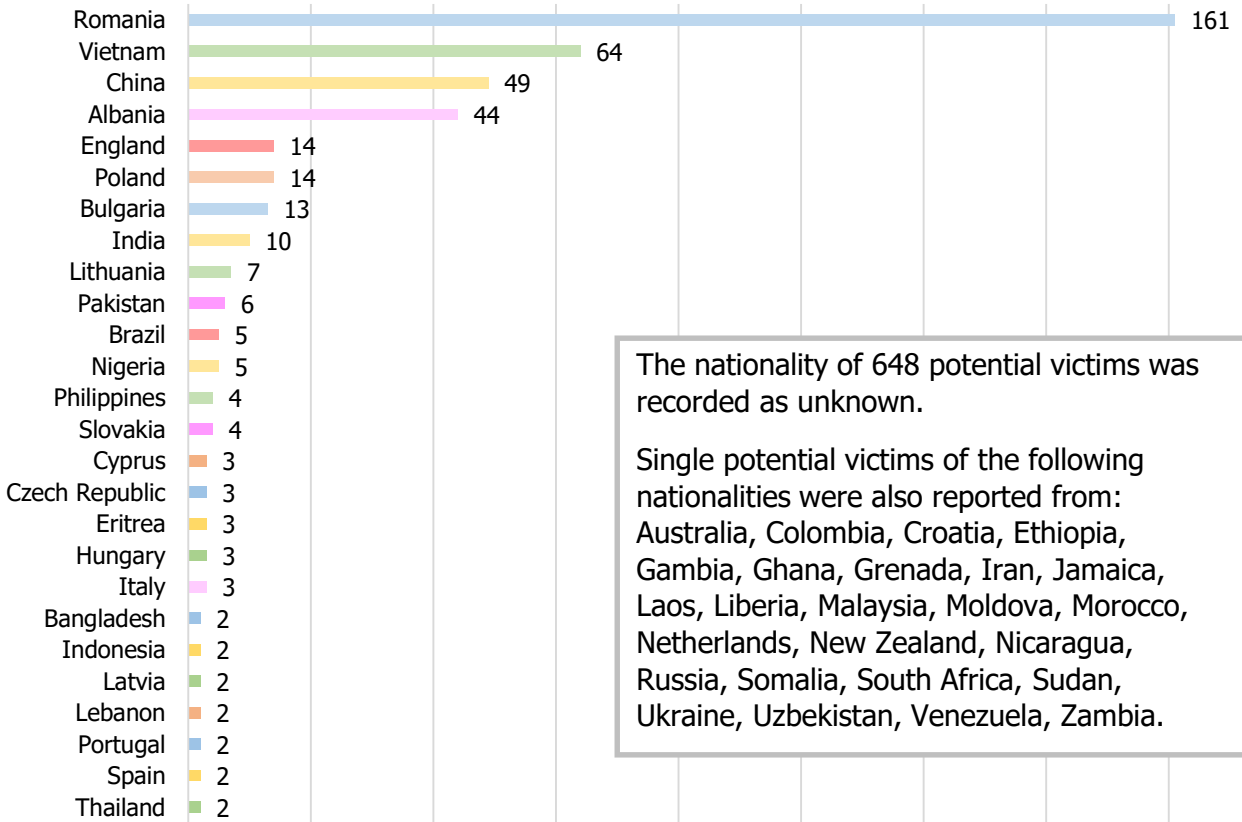
Type of Exploitation



342 Referrals to Police forces
14 referrals to Local Authorities

} on modern slavery cases

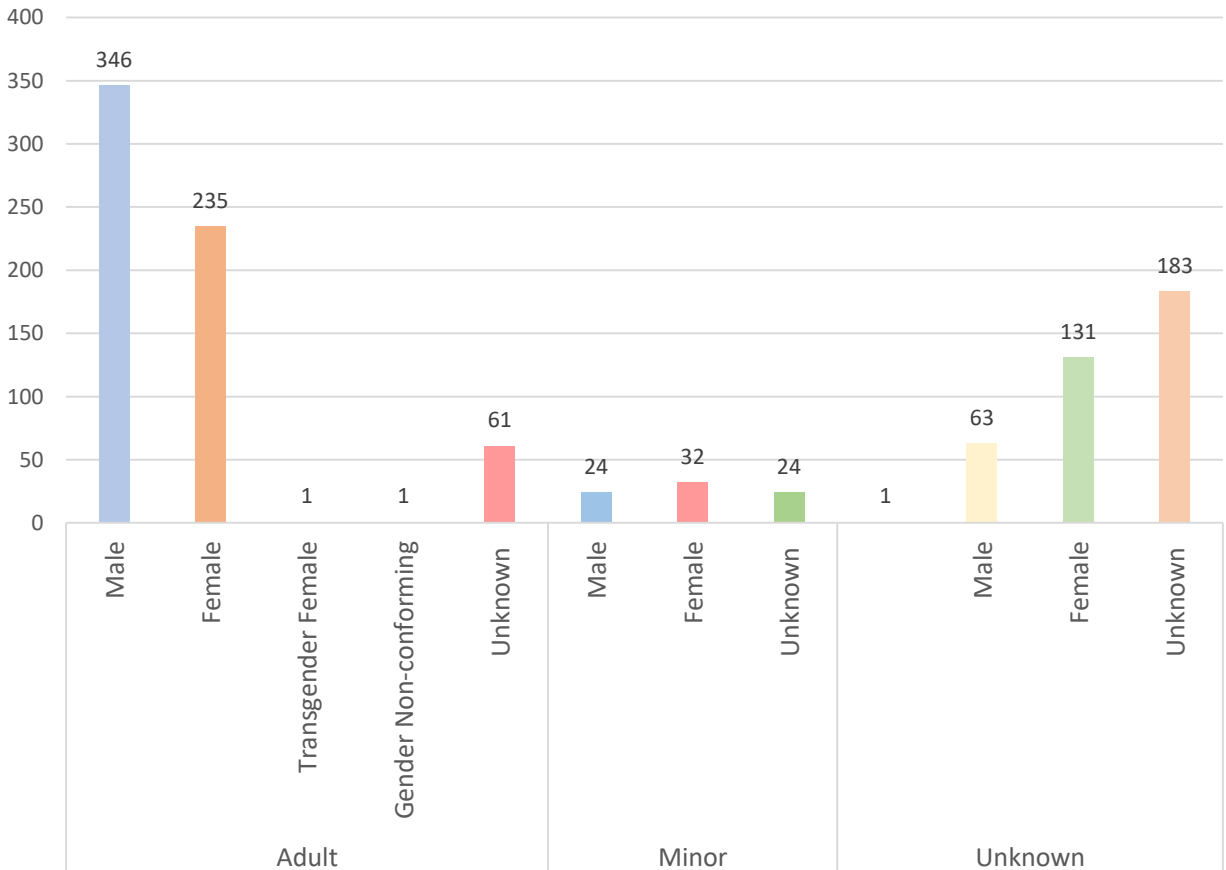
Common Potential Victim Nationalities - England



The nationality of 648 potential victims was recorded as unknown.

Single potential victims of the following nationalities were also reported from: Australia, Colombia, Croatia, Ethiopia, Gambia, Ghana, Grenada, Iran, Jamaica, Laos, Liberia, Malaysia, Moldova, Morocco, Netherlands, New Zealand, Nicaragua, Russia, Somalia, South Africa, Sudan, Ukraine, Uzbekistan, Venezuela, Zambia.

England: Potential Victim Demographics: Age, Gender



Scotland



35 Calls relating to cases in Scotland



30 Online Reports



4 App Submissions




26 Cases of Modern Slavery



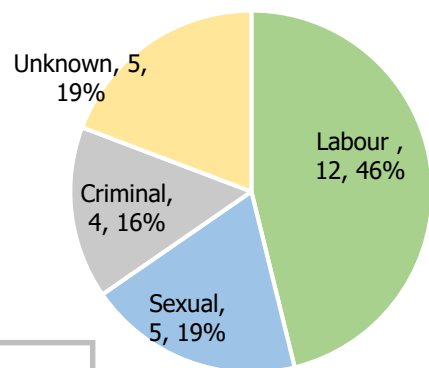
46 Potential Victims of Modern Slavery

Potential Victim Nationalities



The nationality of 28 potential victims was recorded as unknown. Single potential victims of the following nationalities were also reported: Thailand, Slovakia, Scotland, Japan, India.

Type of Exploitation



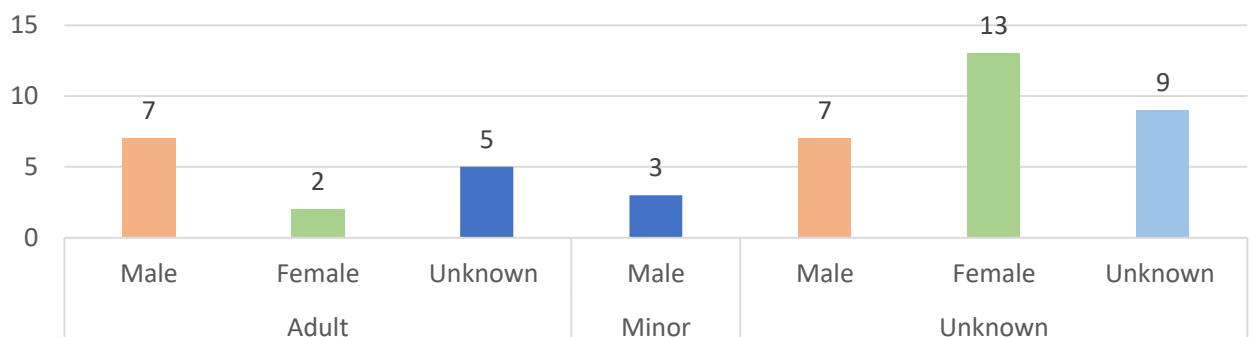
Quarter 4 2019 shows a 94% rise in calls (18 to 35) and a 76% rise (17 to 30) in webform submissions related to Scotland cases. Additionally, this quarter reflects 136% more modern slavery cases (11 to 26) reported with a 229% increase in potential victims of modern slavery (14 to 46).



19 Referrals to Police forces
2 referrals to Local Authorities

on modern slavery cases

Scotland: Victim Demographics: Age, Gender



Wales



22 Calls relating to cases in Wales



11 Online Reports



1 App Submissions

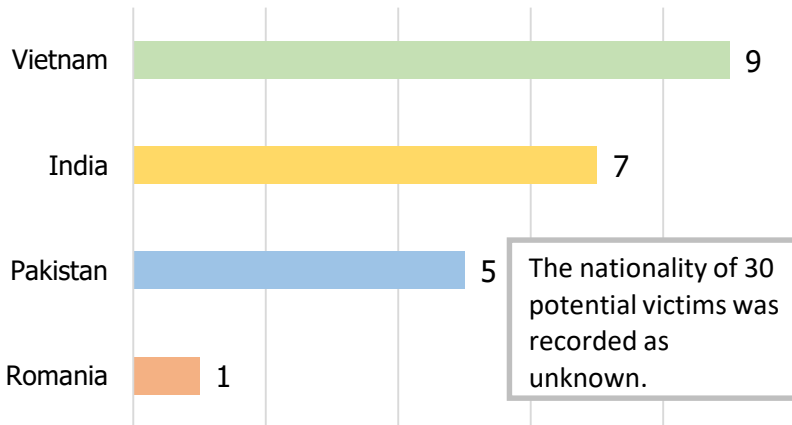


14 Cases of Modern Slavery

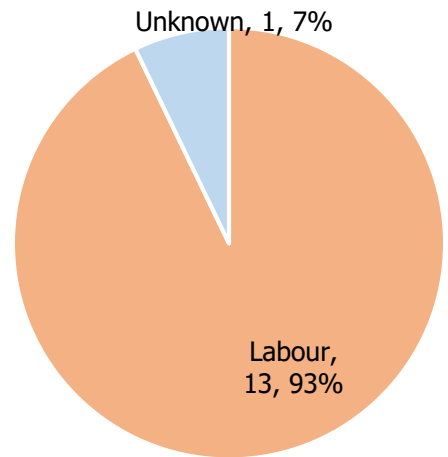


52 Potential Victims of Modern Slavery

Potential Victim Nationalities



Type of Exploitation



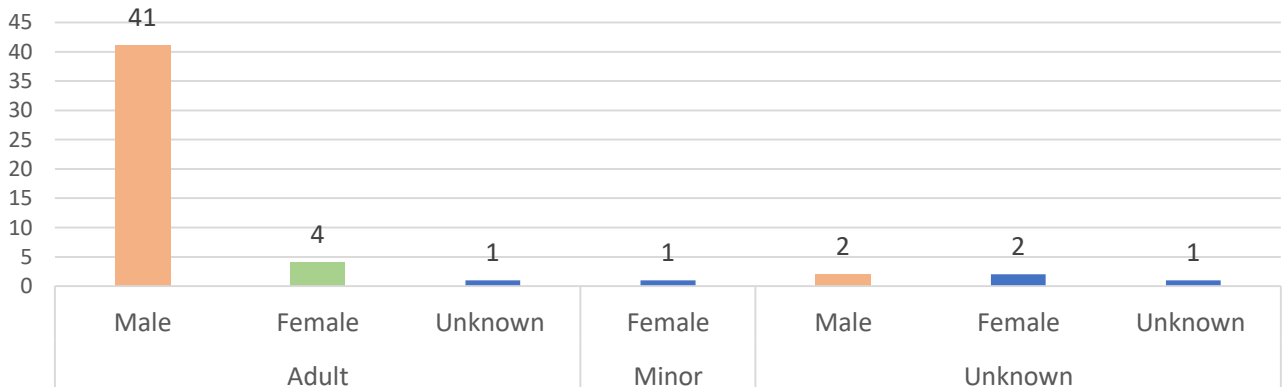
This quarter saw a 120% rise in webform online submissions (5 to 11). Also, in quarter four, 23 more potential victims of modern slavery were indicated (22 to 59), a 79% increase. Interestingly, for a second quarter in a row, no cases of sexual or criminal exploitation were reported.



11 Referrals to Police forces
2 referrals to Local Authorities

on modern slavery cases

Wales: Victim Demographics: Age, Gender



Northern Ireland



7 Calls relating to cases in Northern Ireland



2 Online Reports



2 App Submissions



2 Cases of Modern Slavery

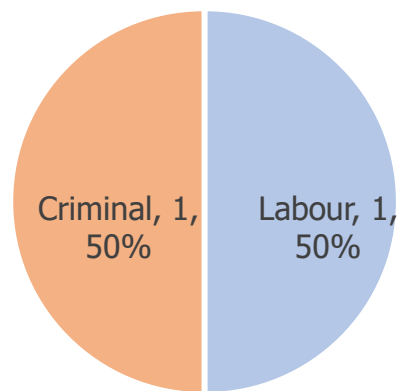


7 Potential Victims of Modern Slavery

Potential Victim Nationalities



Type of Exploitation

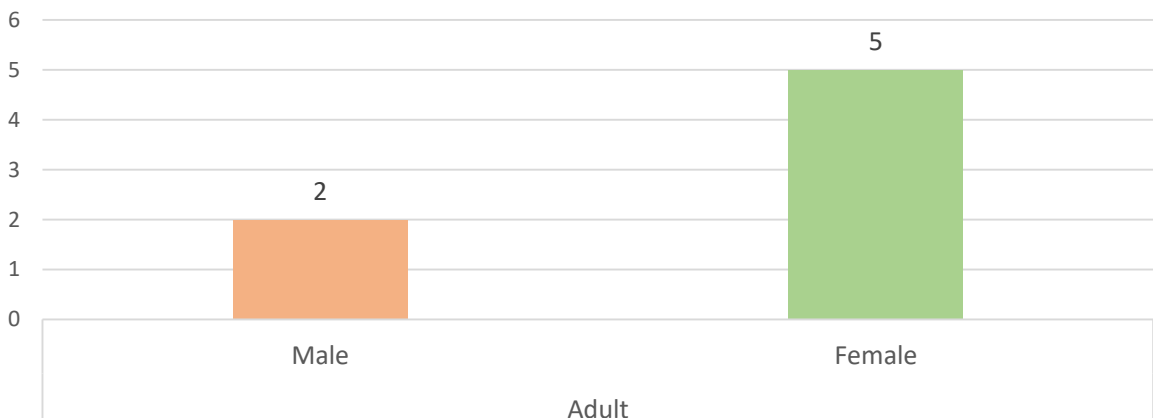


Whereas there were no cases of criminal exploitation reported in the previous quarter, this quarter shows 1 case of criminal exploitation. Last quarter, 85% of the potential victims were reported to be male; however, this quarter female potential victims were the majority at 71%.



3 Referrals to Police on modern slavery cases

Northern Ireland: Victim Demographics: Age, Gender





Referrals to UK-Wide Agencies

	Total # of Modern Slavery Case Referrals	Type of Exploitation						Total # of Potential MS Victims indicated
		Labour	Sexual	Criminal	Domestic	Various	Unknown	
National Crime Agency	18	4	9		3		2	62
GLAA	17	15					2	
UKVI	7	2	2	2		1		10
Border Force	4		1		1		2	12
British Transport Police	2		1				1	4



671 Calls relating to cases outside the UK or an unknown location



213 Online Reports



8 App Submissions



97 Cases of Modern Slavery



196 Potential Victims of Modern Slavery

Country	Type of Exploitation						Total # of Potential MS Victims	Country	Type of Exploitation						Total # of Potential MS Victims	
	Labour	Sexual	Criminal	Domestic	Various	Unknown			Labour	Sexual	Criminal	Domestic	Various	Unknown		
Albania		1	1				3	Ireland	1							1
Australia	1						1	Italy		3	1					4
Austria						1	1	Lebanon				1				35
Bulgaria		1					1	Malta	2							3
China		3					4	Qatar				1				1
Cyprus		1					3	Saudi Arabia				1				1
Czech Republic		1					1	Thailand				1				1
France		1		1		1	12	Oman						1		1
Ghana	1				1		7	United States	1	1						3
Germany		1					1	Unknown	11	3	5	1	2	58	127	
Hong Kong				1			1									



Outside of the modern slavery cases shown in the table, the Helpline also received calls regarding general information and non-MS cases from various countries. The number of modern slavery cases or PVs when summed by country may not equal the total number of modern slavery cases, because a single case (or victim) may report exploitation in multiple countries.

Disclaimer: This report represents a summary of the calls received into the UK-wide Modern Slavery Helpline and Resource Centre between October and December 2019. It is not intended to provide a comprehensive assessment of Modern Slavery in the UK. The number of potential Modern Slavery cases and victims indicated are based on the information provided to the Helpline at the time of the contact. The Helpline does not corroborate or seek to prove the information provided.