

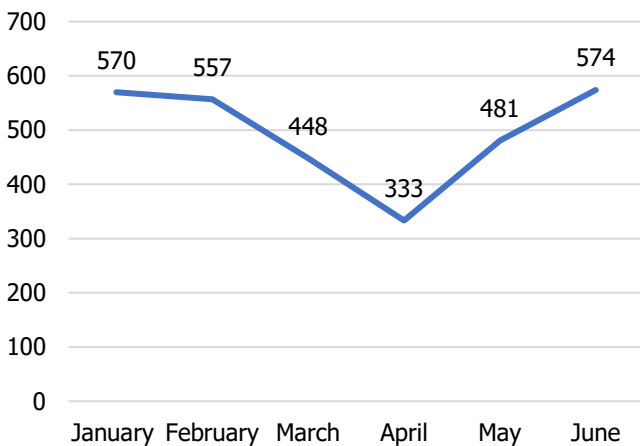
Q2 Statistical Report 2020 Summary

Overall Quarter X Observations

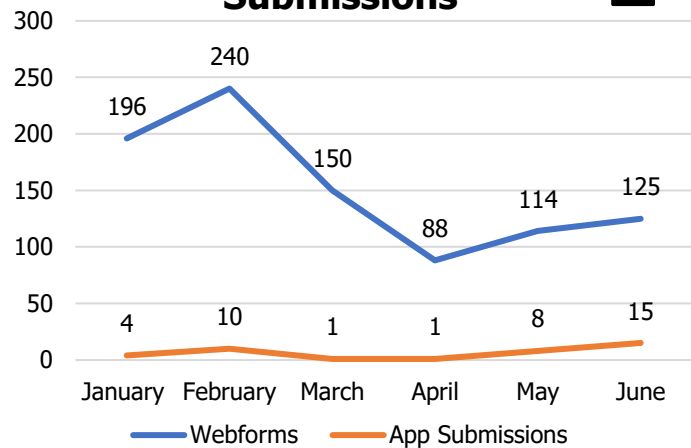
- Calls were received from all four UK Countries and spanned 33 police forces across England and 4 police forces in Wales.
- As has been consistently reported, Romania was the highest recorded potential victim nationality for England (70) and Wales (3). There was no overall highest recorded nationality for Scotland and Northern Ireland
- June saw the highest number of calls, webforms and apps in Quarter 2. June 2020 showed a 20% increase for all three types of contacts as compared to May 2020, as COVID-19 lockdown restrictions began to ease.



Helpline Calls



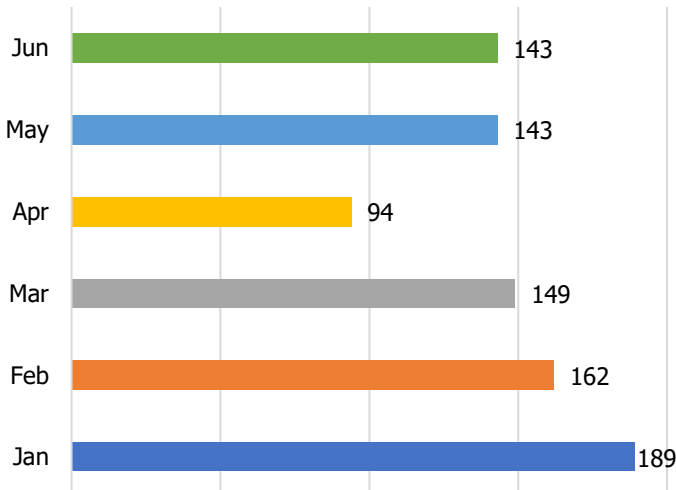
Webforms and App Submissions



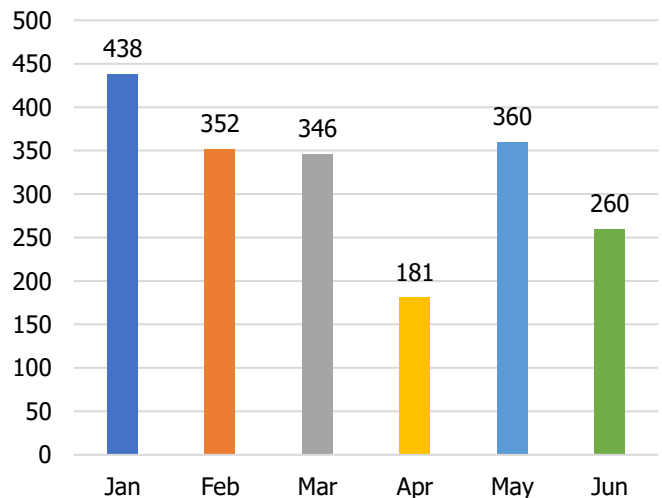
Over the past 3 months the Helpline received 1,739 Helpline calls, webforms and app submissions. This is a decrease from Q2 2019, although the volume of reports made to the Helpline had been hugely impacted during this quarter due to the COVID-19 pandemic.



Number of Modern Slavery Cases




Potential Victims Indicated



This quarter saw 24% less modern slavery cases than Q1 2020 (500 to 380). However, the volume of modern slavery cases reported in May and June 2020 was both 34% higher (94 to 143) than in April, when the strictest lockdown restrictions were in place across the UK. June 2020 saw the highest number of web reports of the year to date.

April - June 2020 Totals

 **1,388** Calls into the Helpline – 08000 121 700

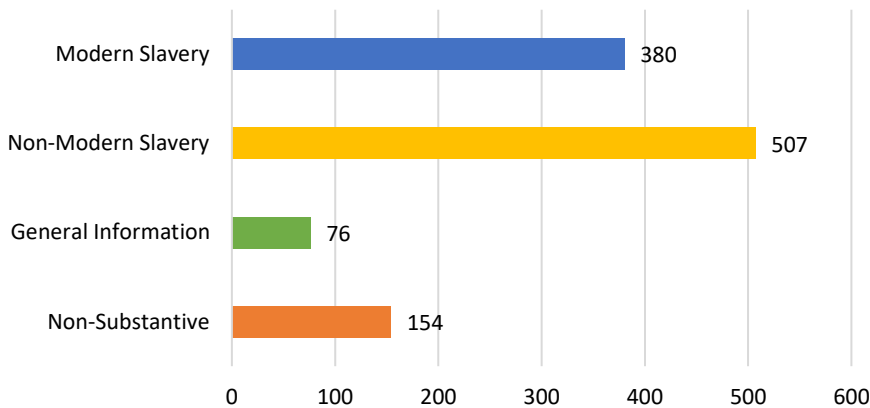
 **327** Online Reports – modernslaveryhelpline.org/report

 **24** App Submissions – Unseen App

 **1,114** Cases **380** Cases of Modern Slavery

 **801** Potential Victims of Modern Slavery

Types of Cases



Modern Slavery Cases (one or more indicator of modern slavery identified)

Non-Modern Slavery Cases (other crimes, vulnerabilities, needs, risks)

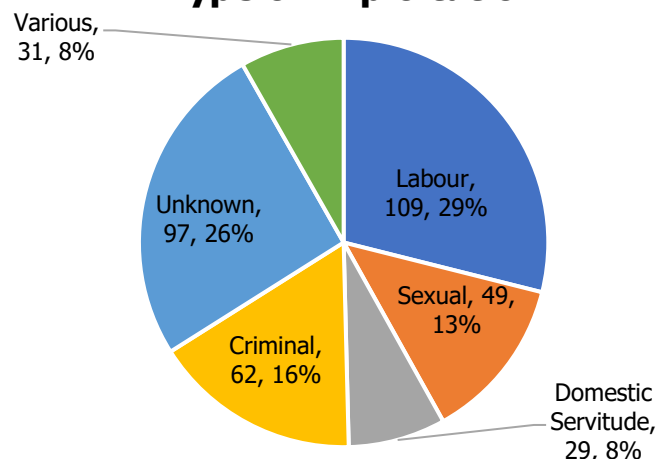
General Information Cases (media, info about Helpline, general Qs about MS in the UK)

Non-Substantive Cases (wrong number, hang ups, inaudible connection)

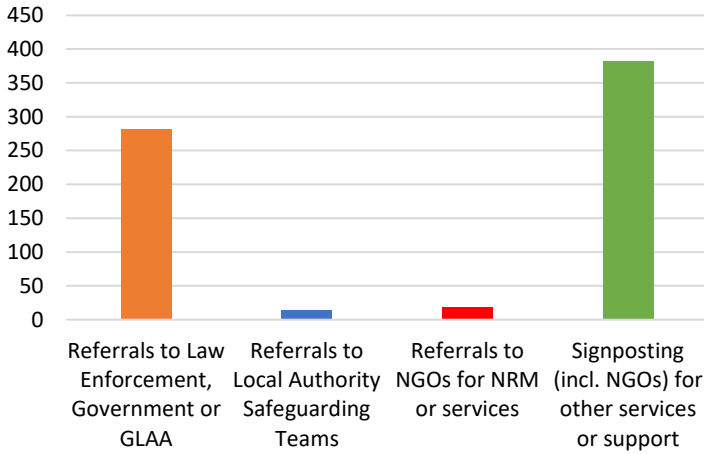
Indicators of modern slavery reported to the Helpline include, but are not limited to, physical and sexual abuse, threats to loved ones, confinement and restricted movement. Many of the modern slavery cases came from statutory partners and first responders seeking technical assistance with survivors they are supporting. 21% of non-modern slavery cases relate to potential labour abuse. Many modern slavery and labour abuse cases occur across multiple locations and often across multiple countries.

Labour exploitation continues to be the most common type of exploitation reported. This quarter, criminal exploitation comprised 16% of all modern slavery cases, as opposed to 9% in Q1. Criminal exploitation covers forced begging, shoplifting, as well as the phenomena of county lines and cuckooing. In the 26% of cases where the exact type of modern slavery occurring has been recorded as unknown, the callers were mostly statutory agents from police, local authority or an NGO supporting a survivor and needing advice about the National Referral Mechanism (NRM).

Type of Exploitation

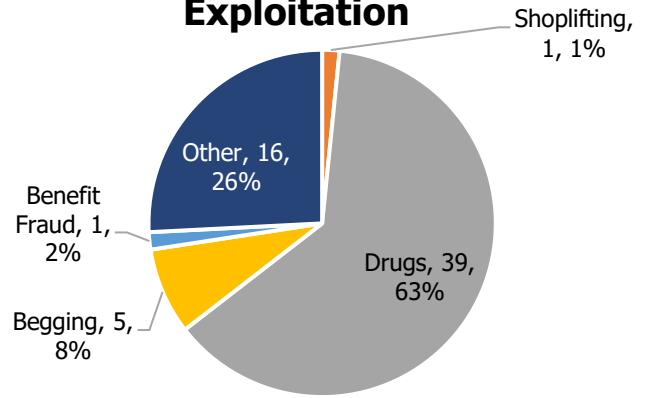


696 Referrals and Signposts



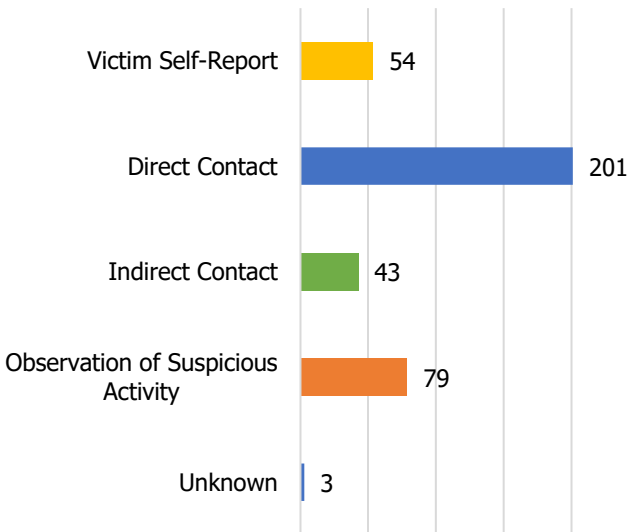
The number of referrals and signposts decreased by 17% compared to last quarter. These include actions on Non-MS cases, which may be made for other crimes indicated or Non-MS related safeguarding concerns. Cases may have more than one referral or signpost.

Types of Criminal Exploitation



Drugs and begging continue to comprise the vast majority of criminal exploitation reported. This quarter showed a larger proportion of other type of forced criminality, which can involve any criminal activity a person is forced into under threat of menace.

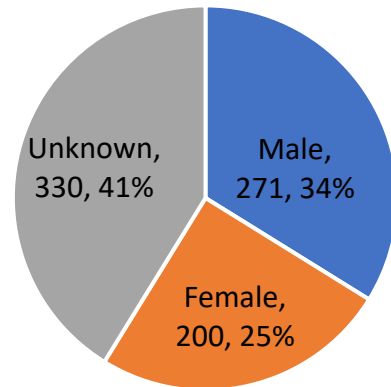
Proximity of Caller to the Victim(s) in Modern Slavery Cases



The majority (67%) of modern slavery cases either involved a report from someone in direct contact with the victim (53%) or the victim themselves (14%). This is up 5% from Q1.

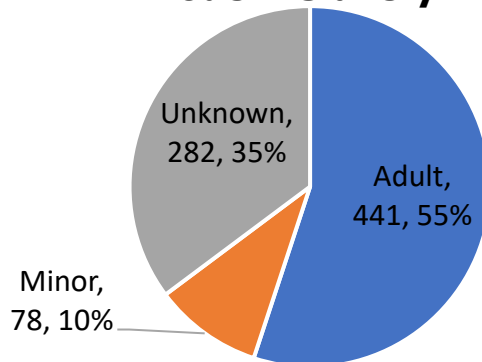
Callers in direct contact with a victim may include an NGO, friends or family of the potential victim, health professional, police, or social services. Indirect contact is recorded where the caller knows of the situation or the individual involved. In a small number of cases, a caller will not disclose how they know of the situation.

Gender of Potential Victims of Modern Slavery



The gender of potential victims is recorded by the Helpline where this is provided by the caller. If the caller is unable to specify the gender of indicated victims, 'unknown' is recorded.

Age of Potential Victims of Modern Slavery



Potential victims' ages are recorded based on caller information. If the caller does not know the age of the victim, 'unknown' is recorded. In all cases, the Helpline seeks to establish if a minor is involved in a situation.

England



673 Calls relating to cases in England



118 Online Reports



2 App Submissions



212 Cases of Modern Slavery



571 Potential Victims of Modern Slavery

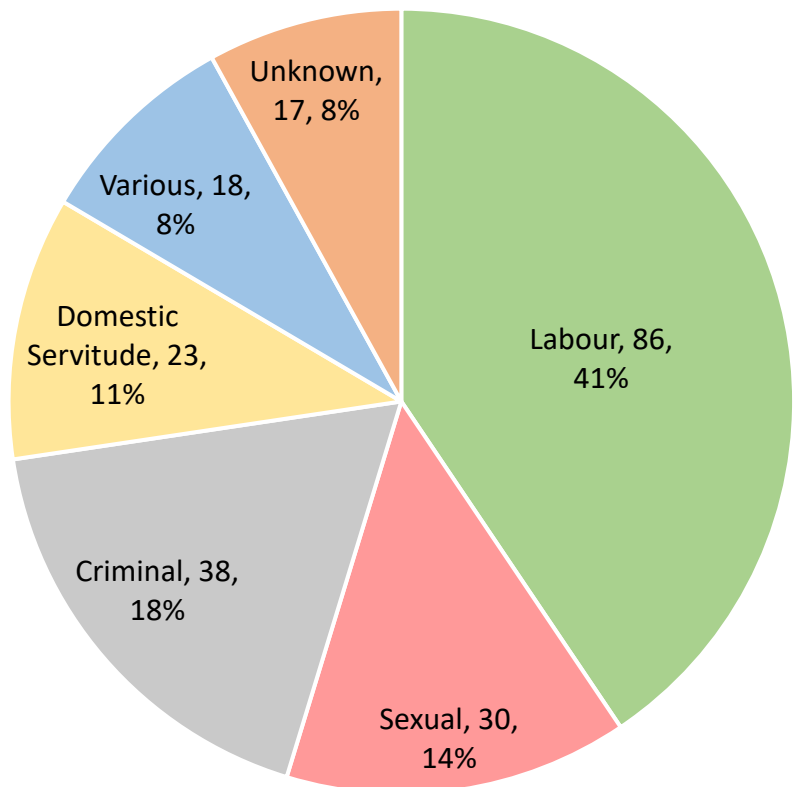
The Helpline may receive multiple calls about one case. Calls relating to cases of modern slavery reportedly occurring in England are recorded above, even though the caller may be calling from another country. Sometimes callers speak in general terms about cases in England but may not specify a particular area or location.

Along with calls on modern slavery cases, the 793 contacts reported to occur in England may also be for non-modern slavery or general information cases with a reported caller location of England.

This quarter shows an overall 39% decrease in the number of modern slavery cases reported to have occurred in England. The percentage of criminal exploitation cases reported in England doubled in Q2 as compared to Q1 (9% to 18%).

Domestic servitude cases are 5% higher in Q2 than Q1. This type of exploitation continues to be one of the most difficult to spot and report due to its nature. However, it continues to be prevalent in England.

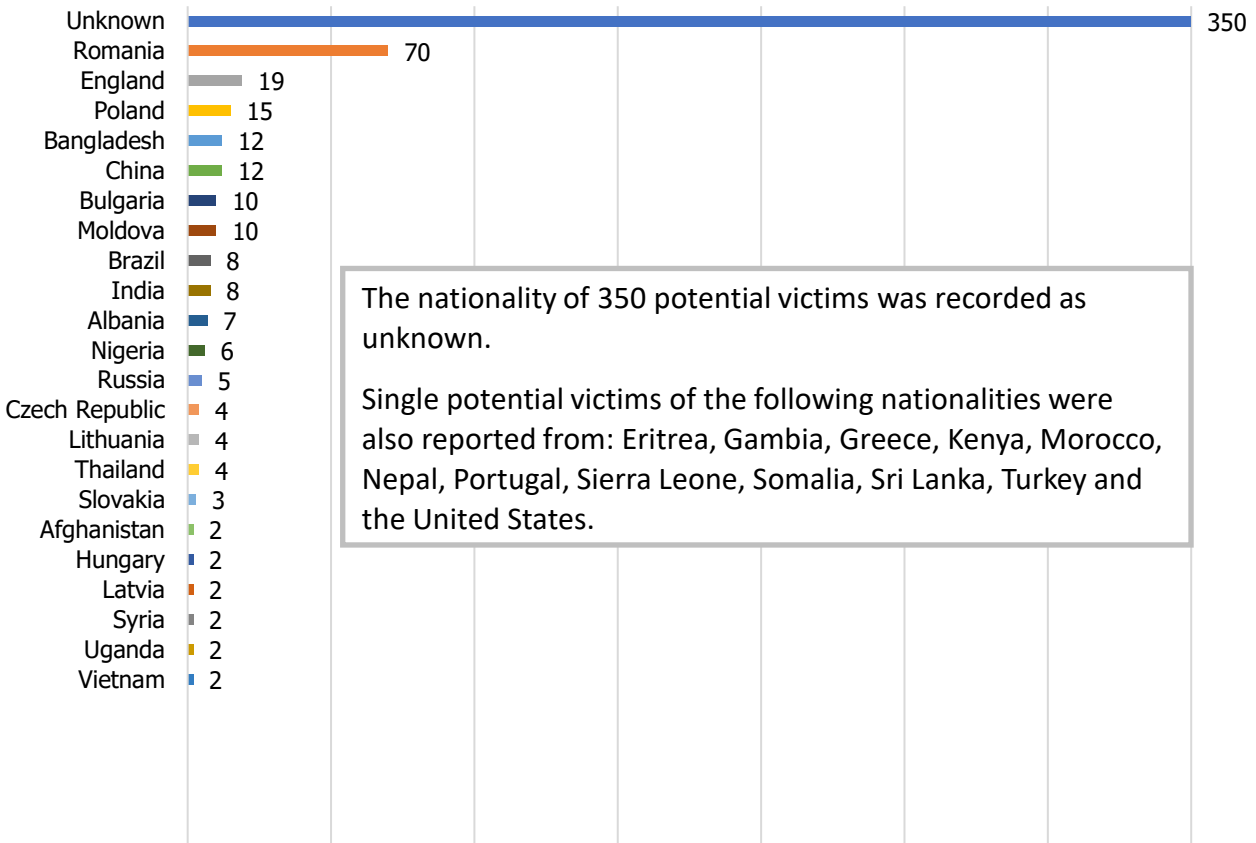
Type of Exploitation



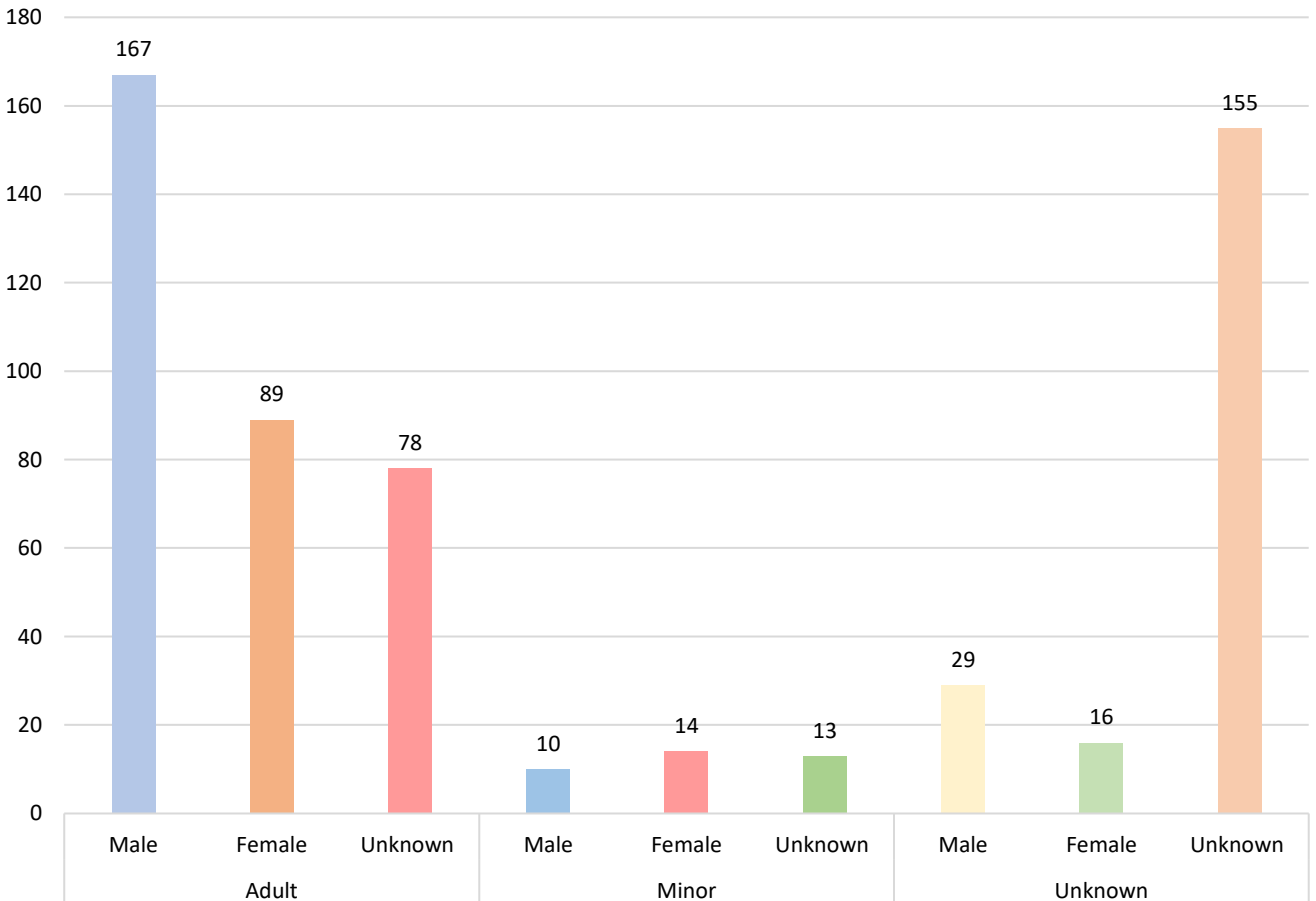
231 Referrals to Police forces
12 referrals to Local Authorities

} on modern slavery cases

Common Potential Victim Nationalities - England



England: Potential Victim Demographics: Age, Gender



Scotland



26 Calls relating to cases in Scotland



12 Online Reports



0 App Submissions

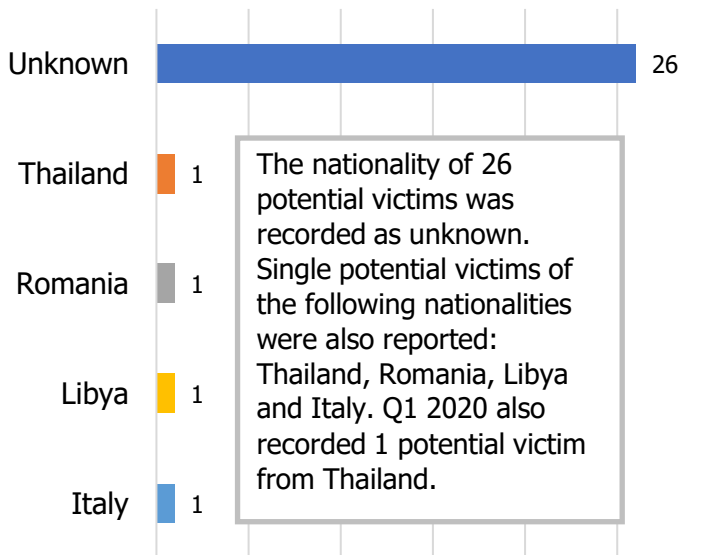


14 Cases of Modern Slavery

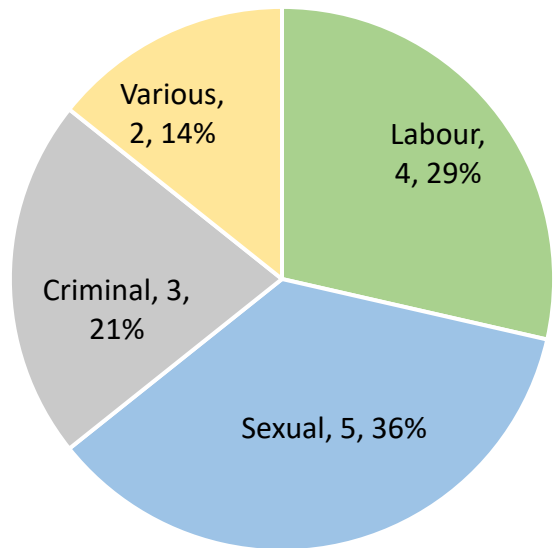


30 Potential Victims of Modern Slavery

Potential Victim Nationalities



Type of Exploitation



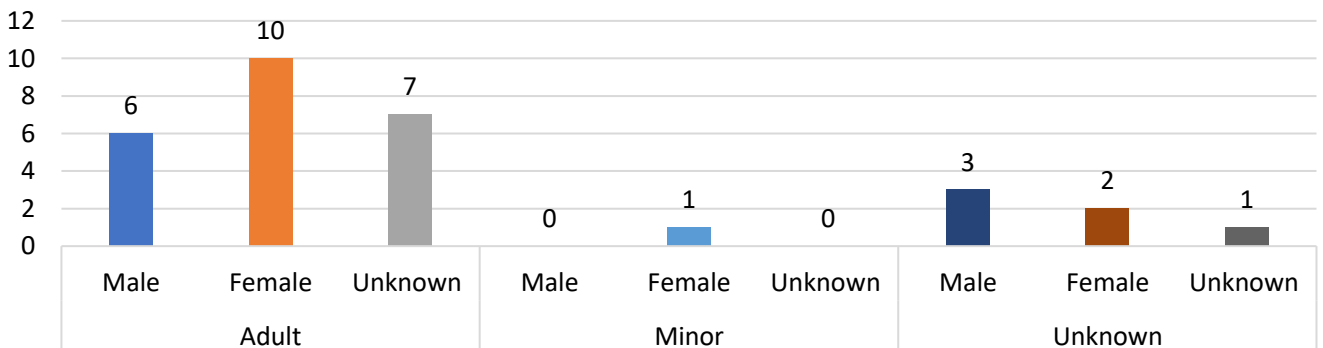
There was 1 more modern slavery case recorded in Scotland in Q2 2020 than in Q1. In Q2 sexual exploitation comprises 36% of modern slavery cases, as compared to 15% in Q1. By comparison, labour and criminal exploitation make up a smaller proportion of cases in Q2 than they did in Q1.



19 Referrals to Police forces

on modern slavery cases

Victim Demographics: Age, Gender



Wales



6 Calls relating to cases in Wales



8 Online Reports



0 App Submissions

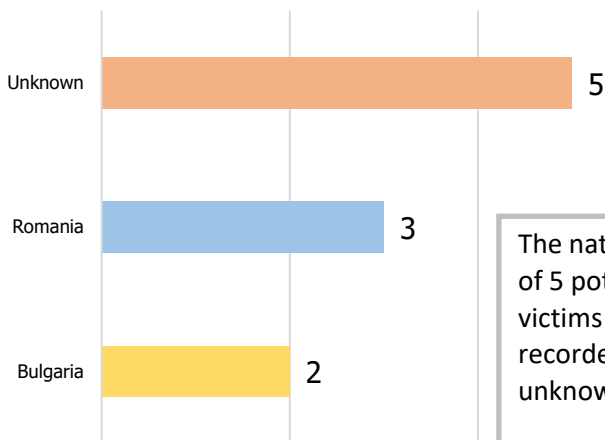


9 Cases of Modern Slavery



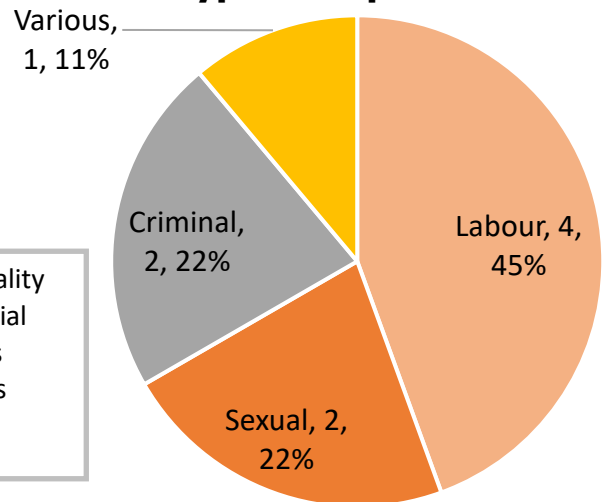
12 Potential Victims of Modern Slavery

Potential Victim Nationalities



The nationality of 5 potential victims was recorded as unknown.

Type of Exploitation



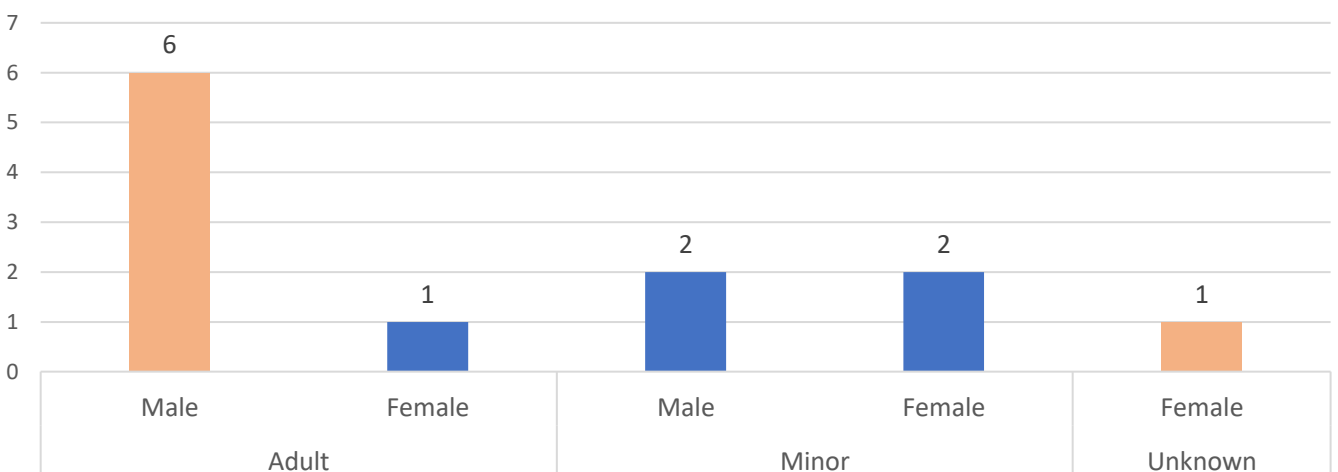
This quarter saw a 100% rise in webform online submissions from Q1 (4 to 8). No cases of domestic servitude or unknown exploitation were reported in Wales in Q2 2020. Labour exploitation comprised 45% of all modern slavery cases in Wales.



8 Referrals to Police forces
1 Referral to Local Authorities

on modern slavery cases

Victim Demographics: Age, Gender



Northern Ireland



3 Calls relating to cases in Northern Ireland



0 Online Reports



0 App Submissions

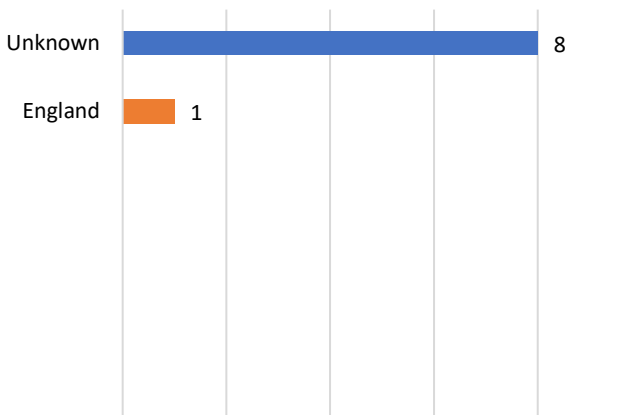


2 Cases of Modern Slavery

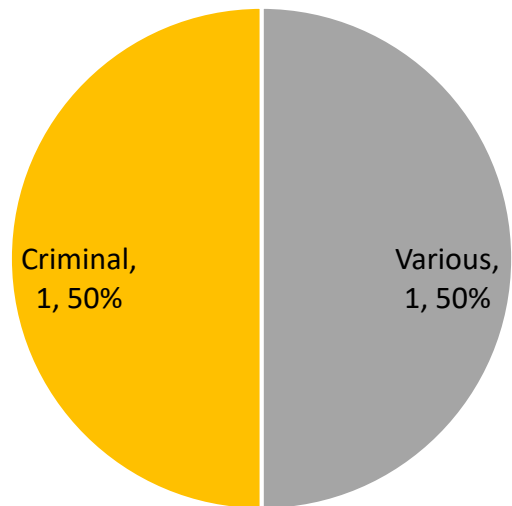


9 Potential Victims of Modern Slavery

PV Nationalities Record Count



Type of Exploitation

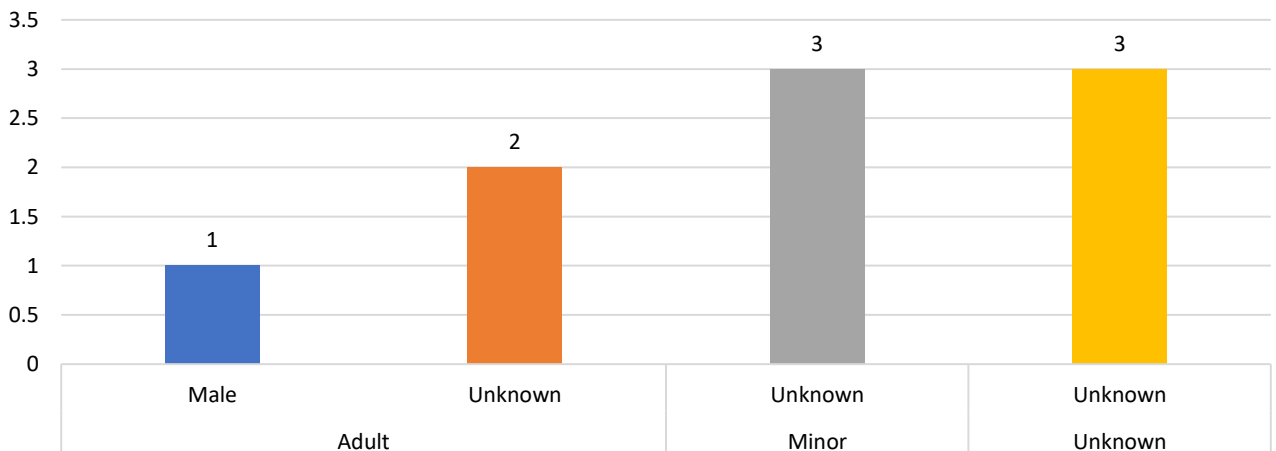


Only two cases of modern slavery were recorded in Northern Ireland during Q2. One of them related to criminal exploitation, and the other case was recorded as various. This is used where potential victim/s experience more than one type of exploitation. This is not recorded by government statistics, where one exploitation type is recorded only.



3 Referrals to Police on modern slavery cases

Victim Demographics: Age, Gender





Referrals to UK-Wide Agencies

	Total # of Modern Slavery Case Referrals	Type of Exploitation						Total # of Victims
		Labour	Sexual	Criminal	Domestic	Various	Unknown	
National Crime Agency	12	3	6	0	2	1	0	116
GLAA	6	6						34



680 Calls relating to cases outside the UK or an unknown location



189 Online Reports



22 App Submissions



143 Cases of Modern Slavery



179 Potential Victims of Modern Slavery

Country	Type of Exploitation						Total # of PVs
	Labour	Sexual	Criminal	Domestic	Various	Unknown	MS Victims
Albania		3					3
Belgium		2					2
Eritrea	1						1
France		1					1
Japan		1					1
Lebanon				1			1
Libya	2						5
United States	1			1			2
Yemen					1		6
Unknown	9	6	18	4	10	82	157



Outside of the modern slavery cases shown in the table, the Helpline also received calls regarding general information and non-MS cases from various countries. The number of modern slavery cases or PVs when summed by country may not equal the total number of modern slavery cases, because a single case (or victim) may report exploitation in multiple countries.

Disclaimer: This report represents a summary of the calls received into the UK-wide Modern Slavery Helpline and Resource Centre between April and June 2020. It is not intended to provide a comprehensive assessment of Modern Slavery in the UK. The number of potential Modern Slavery cases and victims indicated are based on the information provided to the Helpline at the time of the contact. The Helpline does not corroborate or seek to prove the information provided.